

THREE VALLEYS MUNICIPAL WATER DISTRICT
August 2018 – INFORMATIONAL BOARD PACKET

The Board is presently on summer recess and is scheduled to reconvene on September 5, 2018. To keep the Board informed during this time, the following informational update is being provided.

- A. Director Expense Report – July 2018 (will be approved and ratified at the September 19, 2018 meeting)
- B. Financial Reports – July 2018 (Warrant Summary Disbursements will be approved and ratified at the September 19, 2018 meeting; all other reports, are information only.
 - Change in Cash Position
 - Consolidated Listing of Investment Portfolio/Treasurer’s Report
 - YTD Budget Status Report
 - Warrant Summary (Disbursements)
- C. CY 2018 Imported Water Sales and Peak Flow Reports – August 2018
- D. Miramar Operations Report – July 2018



DIRECTOR EXPENSE SHEET

Submit Form

Item A

NAME: Brian Bowcock, Division 3

MONTH / YEAR

July

2018

No	Day	Title of Meeting / Description	Mileage (assumed as round trip unless noted)				Meeting Compensation
			From City	To City	Miles	Miles \$	
1	6	SG PAN LUNCHEON	La Verne	Diamond Bar	26.0	\$ 14.17	\$ 200.00
Ed Royce was the speaker and was honored at the event							
2	9	Water forum	La Verne	Azusa	20.0	\$ 10.90	\$ 200.00
Meeting with partners to discuss the upcoming event							
3	10	Meeting with new Asst. G M	La Verne		8.0	\$ 4.36	\$ 200.00
Meeting with Matt Litchfield to discuss the District's future							
4	11	SGB WATERMASTER	La Verne	Azusa	20.0	\$ 10.90	\$ 200.00
Regular monthly meeting discussing issues pertinent to the SG Basin							
5	17	TVMWD WORKSHOP	La Verne	Claremont	10.0	\$ 5.45	\$ 200.00
Meeting with SG WATERMASTER, speaker Tony Zampiello GM							
6	18	La Verne Chamber meeting in San Dimas event	La Verne	San Dimas	10.0	\$ 5.45	\$ 200.00
BOD meeting with new business opening.							
7	19	Meeting with Mosquito Abatement District	La Verne	Covina	28.0	\$ 15.26	\$ 200.00
Met with other City officials to discuss issues pertaining to water use MS 4							
8	20	Citrus College Foundation	La Verne	Glendora	18.0	\$ 9.81	\$ 200.00
Meeting of the Finance Committee, discuss investments							
9	23	David and Margaret Youth and Family Services	La Verne		6.0	\$ 3.27	\$ 200.00
BOD meeting to discuss financing our future issues in the budget							
10	26	SCWUA MEETING	La Verne				\$ 200.00
Regular monthly meeting. WRD was the speaker							

No	Day	Miscellaneous Expense (please itemize each expense)	Misc. Expense
1			
2			
3			
4			
5			

Subtotal Miscellaneous Expense	\$ 0.00
Subtotal Mileage	\$ 79.57
Subtotal Meeting Compensation	\$ 2,000.00
Subtotal All	\$ 2,079.57
Mandatory Deferred Compensation @ 7.5%	(\$ 150.00)
Voluntary Deferred Compensation <i>(negative entry; default @ 0)</i>	(\$ 1,850.00)
TOTAL	\$ 79.57

I certify the above is correct and accurate to the best of my knowledge

Signature _____

* Mileage is reimbursed at IRS Standard Business Mileage Rate

**Directors are eligible for ten meeting days per month at \$200 per day. Ordinance Nos. 02-01-7 and 02-07-15



DIRECTOR EXPENSE SHEET

Submit Form

Item A

NAME: David De Jesus, Division 2

MONTH / YEAR

July

2018

No	Day	Title of Meeting / Description	Mileage (assumed as round trip unless noted)				Meeting Compensation
			From City	To City	Miles	Miles \$	
1	12	Meeting with GM and Board President on MWD issues	Walnut	Claremont	38.0	\$ 20.71	\$ 200.00
Meeting to discuss issues related to the Cal Water Fix re-vote. In addition, discussion regarding the approach on the upcoming MWD Chairmanship position was deliberated. Insight and advice regarding the parties running for the position was also outlined.							
2	16	Walnut Valley Board Meeting	Walnut	Walnut	4.0	\$ 2.18	\$ 200.00
Attend the meeting and provided the board with an update on behalf of Three Valleys and MWDSC.							
3	17	Board and Staff Summer Series workshop	Walnut	Claremont	38.0	\$ 20.71	\$ 200.00
This workshop was presented by Tony Zampielo and focused around the Main San Gabriel Valley Basin Watermaster duties, responsibilities, and current and future goals related to their mission. As it relates to managing the basin water levels as directed by the courts in the most responsible manner possible.							
4	18	Legislative Water Briefing with CA Senate Candidate Susan Rubio	Walnut	Claremont	38.0	\$ 20.71	\$ 200.00
A presentation was provided by staff and discussion ensued regarding Three Valleys role in the Main San Gabriel Basin and the importance of its membership with MWDSC							
5	19	Chino Basin Appropriative Pool Meeting	Walnut	Rancho Cucamonga	42.0	\$ 22.89	\$ 200.00
Discussion over a special request made from the Advisory Committee regarding the three (3) main issues under current consideration (1) Exhibit G transfer rate amendment, (2) Peace agreement Paragraph 5.3 (e) interpretation and (3) amendments to the judgment and implementation issues associated with the Appeal Order of April 28, 2017.							
6	23	San Gabriel Valley Water Association	Walnut	Azusa	20.0	\$ 10.90	\$ 200.00
Attend the meeting and provided the board with an update on behalf of Three Valleys and MWDSC.							
7	25	Board and Staff Summer Series workshop	Walnut	Claremont	38.0	\$ 20.71	\$ 200.00
This workshop was presented by Six Basin Rep and focused around the duties, responsibilities, and how its operations relates to the area and Three Valley's.							
8	26	Chino Basin Watermaster Board Meeting	Walnut	Rancho Cucamonga	42.0	\$ 22.89	\$ 200.00
Attended the board as the Districts Alternate providing backup assistance to the Districts representative President Kuhn.							
9	31	Legislative Water Briefing with Congressional Candidate Gil Cisneros	Walnut	Claremont	38.0	\$ 20.71	\$ 200.00
A presentation was provided by staff and discussion ensued regarding Three Valleys role in the Main San Gabriel Basin and the importance of its membership with MWDSC							
10							

No	Day	Miscellaneous Expense (please itemize each expense)	Misc. Expense
1			
2			
3			
4			
5			

I certify the above is correct and accurate to the best of my knowledge

Signature _____

Subtotal Miscellaneous Expense	\$ 0.00
Subtotal Mileage	\$ 162.41
Subtotal Meeting Compensation	\$ 1,800.00
Subtotal All	\$ 1,962.41
Mandatory Deferred Compensation @ 7.5%	(\$ 135.00)
Voluntary Deferred Compensation <i>(negative entry; default @ 0)</i>	(\$ 915.50)
TOTAL	\$ 911.91

* Mileage is reimbursed at IRS Standard Business Mileage Rate

**Directors are eligible for ten meeting days per month at \$200 per day. Ordinance Nos. 02-01-7 and 02-07-15



DIRECTOR EXPENSE SHEET

[Submit Form](#)

Item A

NAME: David De Jesus, MWD**MONTH / YEAR**

July

2018

No	Day	Title of Meeting / Description	Mileage (assumed as round trip unless noted)				Meeting Compensation
			From City	To City	Miles	Miles \$	
1	2	Conference call with Operations Manager Jim Green					\$ 200.00
Monthly meeting to review engineering and operations agenda items for the current month as approved in the Executive Committee meeting and obtain updates to same or other operational issues.							
2	3	San Gabriel Valley MWD Directors only Caucus Meeting					\$ 200.00
Monthly Meeting with MWD directors to discuss various issues of concern and mutual impacts associated with same and to obtain timely updates .							
3	6	Northern Caucus Group Meeting					\$ 200.00
Meeting with management staff and Directors to review agenda items and receive updates from the Direct Reports to the Board							
4	9	Committee Meeting Day					\$ 200.00
Attended various committee meetings as assigned, oral report is provided to the board as required.							
5	10	Board Meeting					\$ 200.00
Attended the meeting on behalf of Three Valleys constituents as assigned by its Board of Directors, oral report is provided as required.							
6	11	Power of Partnership Seminar on sharing resources with Neighboring agencies					\$ 200.00
A presentation was provided by Heather Himmelberger, Director of the Southwest Environmental Finance Center. The main focus was on how best to share resources in an emergency. The take away was to establish a relationship and available resources before a major event so agreements and resources are known and available with having to deliberate during more stressful times.							
7	13	Conference call with AGM Hasencamp					\$ 200.00
I was provided with insight into the CRA Board and the issues involving the possible election process that would include both the Chair and Vice Chair given the recent board vote to establish governance voting procedures and the sudden resignation of the current board chair Bart Fisher							
8	20	Southern California Water Coalition Quarterly membership Meeting					\$ 200.00
General membership meeting featured a panel discussion that included our very own William Hasencamp MWD's CRA expert. The discussion revolved around the Salton Sea and viable solutions in keeping it from going hyper saline and rendering it unusable for both human and animal life that have come to depend on it on a daily basis.							
9	24	Executive Committee Meeting					\$ 200.00
Monthly meeting to hear the District's 4 direct reports (GM, Legal, Ethics, Audit) activities during the current month and to approve the agenda for the following month. And conduct other District business as may have been agendaized.							
10	27	Meeting with CFO Deven Upadhyay					\$ 200.00
Monthly meeting to discuss operational developing issues and possible solutions for development and future board consideration.							

No	Day	Miscellaneous Expense (please itemize each expense)	Misc. Expense
1			
2			
3			
4			
5			

I certify the above is correct and accurate to the best of my knowledge

Signature _____

Subtotal Miscellaneous Expense \$ 0.00

Subtotal Mileage \$ 0.00

Subtotal Meeting Compensation \$ 2,000.00

Subtotal All \$ 2,000.00

Mandatory Deferred Compensation @ 7.5% (\$ 150.00)

Voluntary Deferred Compensation *(negative entry: default @ 0)* (\$ 915.50)

TOTAL \$ 934.50

* Mileage is reimbursed at IRS Standard Business Mileage Rate

**Directors are eligible for ten meeting days per month at \$200 per day. Ordinance Nos. 02-01-7 and 02-07-15



DIRECTOR EXPENSE SHEET

Submit Form

Item A

NAME: Carlos Goytia, Division 1

MONTH / YEAR

July

2018

No	Day	Title of Meeting / Description	Mileage (assumed as round trip unless noted)				Meeting Compensation
			From City	To City	Miles	Miles \$	
1	6	Santa Clara Valley Water District/Native American Stakeholders Meeting	Pomona	Pomona	8.0	\$ 4.36	\$ 200.00
Issues and concerns related to the Pacheco Dam Project and addressing Native American concerns							
2	10	City of Pomona	Pomona	Pomona	8.0	\$ 4.36	\$ 200.00
Met w/Director of Public Works Meg Mcwade and staff							
3	12	Pomona Chamber Event	Pomona	Pomona	8.0	\$ 4.36	\$ 200.00
Installation dinner and community recognition awards							
4	14	Assemblymember F. Rodriguez Event	Pomona	Pomona	8.0	\$ 4.36	\$ 200.00
Addressing concerns and issues locally and regionally							
5	16	Meeting w/Mayor T. Sandoval	Pomona	Pomona	8.0	\$ 4.36	\$ 200.00
Met with Mayor Sandoval to discussed water related issues within the city							
6	17	MSGB Water master workshop	Pomona	Claremont	32.0	\$ 17.44	\$ 200.00
Guest speaker Tony Zampiello Water Master Main San Gabriel Basin							
7	19	SGVCA	Pomona	Walnut	12.0	\$ 6.54	\$ 200.00
Annual OfficeHolders BBQ and Honoring the memory of Dr.David Hall							
8	21	Assemblymember F. Rodriguez	Pomona	Chino	14.0	\$ 7.63	\$ 200.00
Open house and Community Recognition Awards							
9	25	6BWM Workshop	Pomona	Claremont	32.0	\$ 17.44	\$ 200.00
Guest speakers Darron Paulson from City of Pomona and Andy Malone							
10	26	City of Pomona	Pomona	Pomona	8.0	\$ 4.36	\$ 200.00
Pomona Water Rates & City Budget w/Council member Christina Carrizosa and city staff							

No	Day	Miscellaneous Expense (please itemize each expense)	Misc. Expense
1			
2			
3			
4			
5			

I certify the above is correct and accurate to the best of my knowledge

Signature _____

Subtotal Miscellaneous Expense	\$ 0.00
Subtotal Mileage	\$ 75.21
Subtotal Meeting Compensation	\$ 2,000.00
Subtotal All	\$ 2,075.21
Mandatory Deferred Compensation @ 7.5%	(\$ 150.00)
Voluntary Deferred Compensation <i>(negative entry: default @ 0)</i>	\$ 0.00
TOTAL	\$ 1,925.21

* Mileage is reimbursed at IRS Standard Business Mileage Rate

**Directors are eligible for ten meeting days per month at \$200 per day. Ordinance Nos. 02-01-7 and 02-07-15



DIRECTOR EXPENSE SHEET

Submit Form

Item A

NAME: Bob Kuhn, Division 4

MONTH / YEAR July 2018

No	Day	Title of Meeting / Description	Mileage (assumed as round trip unless noted)				Meeting Compensation
			From City	To City	Miles	Miles \$	
1	6	San Gabriel Valley Public Affairs Network	Glendora	Diamond Bar	24.0	\$ 13.08	\$ 200.00
Update and presentation by retiring congressional representative Ed Royce.							
2	9	Meeting with Glendora Chamber and Mike Holmes	Glendora	Glendora	4.0	\$ 2.18	\$ 200.00
Update on public safety and water issues that the special districts have established.							
3	12	Executive Committee Meeting	Glendora	Claremont	40.0	\$ 21.80	\$ 200.00
Meeting with GM/AGM, Board President/Vice President regarding TVMWD issues.							
4	17	MSGBWM 101 Session	Glendora	Claremont	40.0	\$ 21.80	\$ 200.00
Update by Executive Director Tony Zampielo on the Main Basin and its relationships with surrounding agencies.							
5	19	CBWM Non-Ag Pool Chairman and Executive Committee	Glendora	Glendora	4.0	\$ 2.18	\$ 200.00
Met to review ongoing issues with the CBWM and the Non-Ag Pools role within CBWM.							
6	25	Meeting with City of Glendora MS4 Committee	Glendora	Glendora	4.0	\$ 2.18	\$ 200.00
Reviewed cost of wholesale water costs anticipated over the next 3-5 years.							
7	30	SGVEP Legislative Committee	Glendora	Irwindale	26.0	\$ 14.17	\$ 200.00
Monthly meeting to provide update and disposition on ongoing legislation.							
8	31	Meeting with Mike Holmes and Glendora Chamber of Commerce	Glendora	Glendora	4.0	\$ 2.18	\$ 200.00
Follow up to meeting held on July 9, 2018 and discuss next steps.							
9							
10							

No	Day	Miscellaneous Expense (please itemize each expense)	Misc. Expense
1			
2			
3			
4			
5			

I certify the above is correct and accurate to the best of my knowledge

Signature _____

Subtotal Miscellaneous Expense	\$ 0.00
Subtotal Mileage	\$ 79.57
Subtotal Meeting Compensation	\$ 1,600.00
Subtotal All	\$ 1,679.57
Mandatory Deferred Compensation @ 7.5%	(\$ 120.00)
Voluntary Deferred Compensation <i>(negative entry; default @ 0)</i>	(\$ 1,480.00)
TOTAL	\$ 79.57

* Mileage is reimbursed at IRS Standard Business Mileage Rate

**Directors are eligible for ten meeting days per month at \$200 per day. Ordinance Nos. 02-01-7 and 02-07-15



DIRECTOR EXPENSE SHEET

Submit Form

Item A

NAME: John Mendoza, Division 6

MONTH / YEAR

July

2018

No	Day	Title of Meeting / Description	Mileage (assumed as round trip unless noted)				Meeting Compensation
			From City	To City	Miles	Miles \$	
1	2	Pomona City Council	Pomona	Pomona			\$ 200.00
Attending meeting monitored and kept informed of city business.							
2	6	SGVEP/PAN Luncheon	Pomona	Diamond Bar			\$ 200.00
Washington D.C. update with Congressman Ed Royce							
3	12	Annual Pomona Chamber Installations	Pomona	Pomona			\$ 200.00
Attended event of local stakeholders and observed Senator Leyva getting award and recognition for her contribution to the community.							
4	16	Pomona City Council Meeting	Pomona	Pomona			\$ 200.00
Attended and monitored important agenda items related to city progress.							
5	17	Summer session course TVMWD	Pomona	Claremont			\$ 200.00
Attended water education course intended on informing the TVMWD Board and staff related to water in the region.							
6	19	IMC event at Industry Hills	Pomona				\$ 200.00
Attended event with topic being presented, "Do you have a transition team? Transitioning a business from one generation to the other.							
7	20	SCWC Quarterly Luncheon	Pomona	Cabozon	120.0	\$ 65.40	\$ 200.00
Attended event along with other stakeholders and were informed about Salton Sea issues.							
8	25	Six Basins Watermaster	Pomona	Claremont			\$ 200.00
Attended Six Basins meeting along with other water officials to vote and discuss important water issues.							
9	26	SCWUA Luncheon	Pomona	Poomona			\$ 200.00
Meet Robb Whitaker of the Water Replenishment District and water project in Pico Rivers.							
10			Pomona				

No	Day	Miscellaneous Expense (please itemize each expense)	Misc. Expense
1			
2			
3			
4			
5			

Subtotal Miscellaneous Expense \$ 0.00

Subtotal Mileage \$ 65.40

Subtotal Meeting Compensation \$ 1,800.00

Subtotal All \$ 1,865.40

Mandatory Deferred Compensation @ 7.5% (\$ 135.00)

Voluntary Deferred Compensation *(negative entry; default @ 0)* \$ 0.00

TOTAL \$ 1,730.40

Signature _____

I certify the above is correct and accurate to the best of my knowledge

* Mileage is reimbursed at IRS Standard Business Mileage Rate

**Directors are eligible for ten meeting days per month at \$200 per day. Ordinance Nos. 02-01-7 and 02-07-15



DIRECTOR EXPENSE SHEET

Submit Form

Item A

NAME: Joe Ruzicka, Division 5

MONTH / YEAR

July

2018

No	Day	Title of Meeting / Description	Mileage (assumed as round trip unless noted)				Meeting Compensation
			From City	To City	Miles	Miles \$	
1	6	SGV-PAN - Congressman Ed Royce	Diamond Bar	Diamond Bar	6.0	\$ 3.27	\$ 200.00
Attended and was given an update on current legislative matters in Washington, DC.							
2	9	SGV Regional Chamber of Commerce - GAC Meeting	Diamond Bar	Rowland Hgts.	22.0	\$ 11.99	\$ 200.00
Attended and discussed current pending legislation in Sacramento and Washington, DC.							
3	10	RWD - Board Meeting	Diamond Bar	Rowland Hgts	14.0	\$ 7.63	\$ 200.00
Attended and apprised myself of issues of concern to a member agency.							
4	11	LAFCO - Commission Meeting	Diamond Bar	Los Angeles	60.0	\$ 32.70	\$ 200.00
Attended and apprised myself of critical matters before the Commission regarding the Sativa County Water District as the Alternate Special Representative.							
5	16	WVWD - Board Meeting	Diamond Bar	Walnut	10.0	\$ 5.45	\$ 200.00
Attended and apprised myself of issues of concern to a member agency.							
6	17	TVMWD - Main San Gabriel Basin Watermaster	Diamond Bar	Claremont	40.0	\$ 21.80	\$ 200.00
Attended and learned of the management functions of the Main San Gabriel Watermaster.							
7	19	SGV Civic Alliance - State Senator - Ed Hernandez	Diamond Bar	Walnut	14.0	\$ 7.63	\$ 200.00
Attended and honored Dr David Hall who just past away for his many years of civic service.							
8	25	TVMWD - Six Basins Watermaster	Diamond Bar	Claremont	40.0	\$ 21.80	\$ 200.00
Attended and learned of the management functions of Six Basins Watermaster							
9	26	SCWUA - Robb Whitaker	Diamond Bar	Pomona	22.0	\$ 11.99	\$ 200.00
Attended and heard an explanation of the GRIP system.							
10	30	LAFCO - LA County Consolidated Oversight Board Fifth District	Diamond Bar	Los Angeles	60.0	\$ 32.70	\$ 200.00
Attended and participated in the deliberations.							

No	Day	Miscellaneous Expense (please itemize each expense)	Misc. Expense
1			
2			
3			
4			
5			

I certify the above is correct and accurate to the best of my knowledge

Signature _____

Subtotal Miscellaneous Expense	\$ 0.00
Subtotal Mileage	\$ 156.96
Subtotal Meeting Compensation	\$ 2,000.00
Subtotal All	\$ 2,156.96
Mandatory Deferred Compensation @ 7.5%	(\$ 150.00)
Voluntary Deferred Compensation <i>(negative entry; default @ 0)</i>	\$ 0.00
TOTAL	\$ 2,006.96

* Mileage is reimbursed at IRS Standard Business Mileage Rate

**Directors are eligible for ten meeting days per month at \$200 per day. Ordinance Nos. 02-01-7 and 02-07-15



Staff Report/Memorandum

To: TVMWD Board of Directors
From: Richard W. Hansen, General Manager *RH*
Date: August 15, 2018
Subject: Change in Cash and Cash Equivalents Position Report

<input type="checkbox"/> For Action	<input type="checkbox"/> Fiscal Impact	<input type="checkbox"/> Funds Budgeted
<input checked="" type="checkbox"/> Information Only	<input type="checkbox"/> Cost Estimate:	\$

Discussion:

Attached for your review is the Change in Cash and Cash Equivalents Report for the period ending July 31, 2018.



CHANGE IN CASH AND CASH EQUIVALENTS REPORT

July 1 through July 31, 2018

		<u>CASH</u>	<u>CASH EQUIVALENTS</u>
SUMMARY 07/31/2018			
	Petty Cash	6,000.00	
	Local Agency Investment Fund		27,990.73
	General Checking	1,199,256.79	
	Sweep Account	208.66	
	U.S. Bank	5,000.00	
	TOTAL CASH IN BANKS & ON HAND	\$ 1,210,465.45	\$ 27,990.73
	TOTAL CASH IN BANKS & ON HAND	07/31/18 \$ 1,210,465.45	\$ 27,990.73
	TOTAL CASH IN BANKS & ON HAND	06/30/18 \$ 1,084,186.81	\$ 923,608.14
	PERIOD INCREASE (DECREASE)	\$ 126,278.64	\$ (895,617.41)
CHANGE IN CASH POSITION DUE TO:			
	Water Sales/Charges Revenue	4,943,718.14	
	Interest Revenue	207.66	
	Subvention/RTS Standby Charge Revenue	135,536.18	
	Hydroelectric Revenue	1,269.64	
	Other Revenue	4,074.69	
	Investment Xfer From Chandler Asset Mgt		
	LAIF Quarterly Interest		4,382.59
	Transfer To LAIF		
	Transfer From LAIF	900,000.00	
	INFLOWS	5,984,806.31	4,382.59
	Expenditures	(5,589,660.59)	
	Current Month Outstanding Payables	21,219.45	
	Prior Month Cleared Payables	(289,671.53)	
	Bank/FSA Svc Fees	(415.00)	
	HRA/HSA Payment		
	Xfer to PARS - Fund OPEB & Pension Trusts		
	Investment Xfer to Chandler Asset Mgmt		
	Transfer to LAIF		
	Transfer From LAIF		(900,000.00)
	OUTFLOWS	(5,858,527.67)	(900,000.00)
	PERIOD INCREASE (DECREASE)	126,278.64	(895,617.41)



Item B

THREE VALLEYS MUNICIPAL WATER DISTRICT CONSOLIDATED LISTING OF INVESTMENT PORTFOLIO July 31, 2018

ITEM	BOOK YIELD	BOOK VALUE	PAR VALUE	MARKET VALUE
Chandler Asset Management				
ABS - Asset Backed Securities	2.41%	528,846.53	528,873.47	527,021.61
Bonds - Agency	1.69%	3,785,895.99	3,790,000.00	3,685,560.18
CMO - Collateralized Mortgage Obligation	0.00%	0.00	0.00	0.00
Commercial Paper	2.39%	204,000.63	205,000.00	204,000.63
Money Market Fund	1.50%	19,658.99	19,658.99	19,658.99
Negotiable CD	1.80%	199,973.16	200,000.00	199,973.16
Supranational	2.35%	628,493.12	640,000.00	614,878.13
US Corporate	2.33%	2,312,060.22	2,320,000.00	2,285,522.82
US Treasury	1.65%	2,634,705.26	2,650,000.00	2,572,251.39
	1.92%	10,313,633.90	10,353,532.46	10,108,866.91
Local Agency Invest Fund TVMWD	1.94%	27,990.73	27,990.73	27,990.73
Reserve Fund		\$ 10,341,624.63	\$ 10,381,523.19	\$ 10,136,857.64
<hr/>				
Checking (Citizens)	0.55%	1,199,256.79	1,199,256.79	1,199,256.79
Sweep Account (Citizens)	0.20%	208.66	208.66	208.66
Emergency Checking (U.S. Bank)	0.00%	5,000.00	5,000.00	5,000.00
Petty Cash Fund	0.00%	6,000.00	6,000.00	6,000.00
Working Cash		\$ 1,210,465.45	\$ 1,210,465.45	\$ 1,210,465.45
<hr/>				
TOTAL PORTFOLIO	1.77%	\$ 11,552,090.08	\$ 11,591,988.64	\$ 11,347,323.09

I certify that this report accurately reflects all investments of Three Valleys Municipal Water District and that all investments and this report are in conformity with Sections 53600 et seq of the California Government Code and the District's annual statement of investment policy (Resolution 17-09-807). The District's investment program herein shown provides sufficient cash flow and liquidity to meet all budgeted expenditures for the next six months.

RICHARD W. HANSEN, General Manager/Assistant Treasurer



Monthly Account Statement

Three Valleys Municipal Water District

July 1, 2018 through July 31, 2018

Chandler Team

For questions about your account,
please call (800) 317-4747 or
Email operations@chandlerasset.com

Custodian

US Bank
Christopher Isles
(503) 464-3685

Information contained herein is confidential. We urge you to compare this statement to the one you receive from your qualified custodian. Prices are provided by IDC, an independent pricing source. In the event IDC does not provide a price or if the price provided is not reflective of fair market value, Chandler will obtain pricing from an alternative approved third party pricing source in accordance with our written valuation policy and procedures. Our valuation procedures are also disclosed in Item 5 of our Form ADV Part 2A.



PORTFOLIO CHARACTERISTICS

Average Duration	2.23
Average Coupon	1.78 %
Average Purchase YTM	1.92 %
Average Market YTM	2.75 %
Average S&P/Moody Rating	AA/Aa1
Average Final Maturity	2.43 yrs
Average Life	2.33 yrs

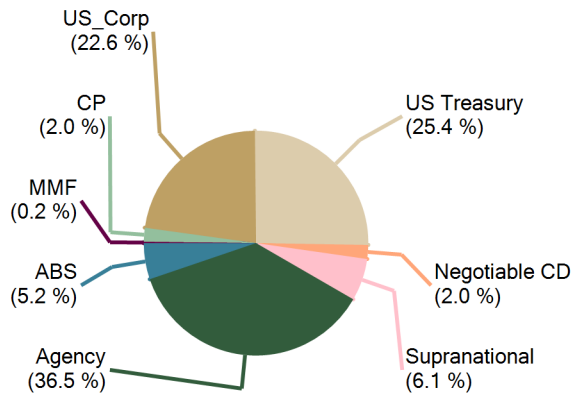
ACCOUNT SUMMARY

	Beg. Values as of 6/30/18	End Values as of 7/31/18
Market Value	10,103,021	10,108,867
Accrued Interest	49,338	42,453
Total Market Value	10,152,359	10,151,319
Income Earned	16,353	16,403
Cont/WD		-1,120
Par	10,333,115	10,353,532
Book Value	10,291,680	10,313,634
Cost Value	10,277,358	10,297,535

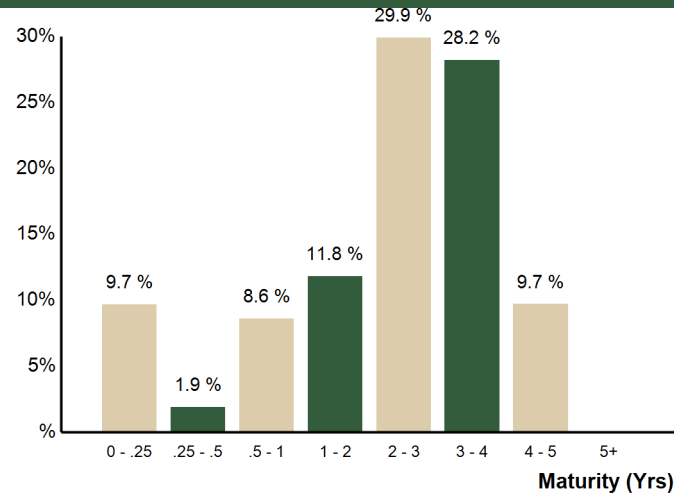
TOP ISSUERS

Issuer	% Portfolio
Government of United States	25.4 %
Federal National Mortgage Assoc	14.6 %
Federal Home Loan Mortgage Corp	8.0 %
Federal Home Loan Bank	6.9 %
International Finance Corp	4.2 %
Federal Farm Credit Bank	4.1 %
Tennessee Valley Authority	2.9 %
Toyota ABS	2.2 %
Total	68.2 %

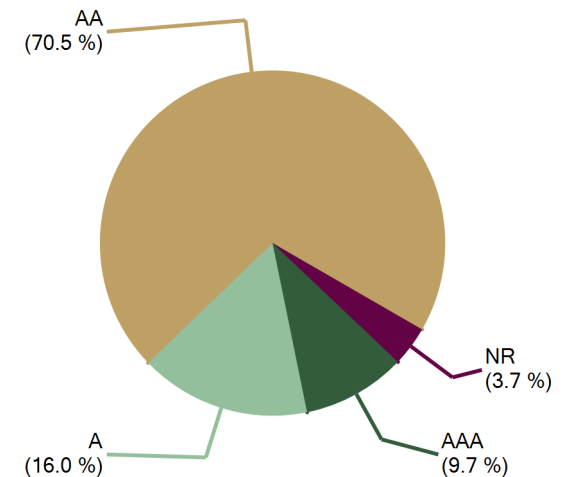
SECTOR ALLOCATION



MATURITY DISTRIBUTION



CREDIT QUALITY (S&P)



PERFORMANCE REVIEW

Total Rate of Return As of 7/31/2018	Current Month	Latest 3 Months	Year To Date	1 Yr	Annualized			Since 4/30/2009	Since 4/30/2009
					3 Yrs	5 Yrs	10 Yrs		
Three Valleys Municipal Water District	0.00 %	0.46 %	-0.15 %	-0.34 %	0.74 %	1.00 %	N/A	1.62 %	15.98 %
ICE BAML 1-5 Yr US Treasury/Agency Index	-0.09 %	0.38 %	-0.33 %	-0.69 %	0.42 %	0.76 %	N/A	1.30 %	12.71 %



Three Valleys Municipal Water District
July 31, 2018

COMPLIANCE WITH INVESTMENT POLICY

Assets managed by Chandler Asset Management are in full compliance with state law and with the District's investment policy.

Category	Standard	Comment
Treasury Issues	No Limitation	Complies
Agency Issues	No Limitation	Complies
Municipal Securities/ Local Agency Bonds	Bonds issued by TVMWD; Issued by local agency within the state of California, including pooled investment accounts sponsored by the state of California, County Treasurers, or Joint Power Agencies	Complies
Supranationals	Issued by IBRD, IFC or IADB only; "AA" rated or higher by a NRSRO; 30% maximum; 10% max per issuer	Complies
Banker's Acceptances	"A" rated or higher by a NRSRO; 40% maximum; 5% max per issuer; 180 days max maturity	Complies
Commercial Paper	"A-1" rated or equivalent by a NRSRO; "A" rated issuer or equivalent by a NRSRO; 25% maximum; 5% max per issuer; 270 days max maturity; Issuer must be organized and operating within the US, have AUM >\$500 mil	Complies
Corporate Medium Term Notes	"A" rated or better by a NRSRO; 30% maximum; 5% max per issuer; Issued by corporations organized and operating within the U.S. or by depository institutions licensed by the U.S.	Complies
Negotiable Certificates of Deposit	30% maximum; 5% max per issuer	Complies
Certificates of Deposits/Time Deposit	Collateralized/ FDIC insured	Complies
Money Market Mutual Funds	"AAA" rated by 2 NRSROs; 20% maximum; 10% per fund	Complies
Mortgage Pass-throughs, CMOs and Asset Backed Securities	"AA" rated or higher by a NRSRO; "A" rated issuer or higher by a NRSRO; 20% maximum; 5% max per issuer	Complies
Local Agency Investment Fund - LAIF	Max program limitation	Complies
Repurchase Agreements	102% Collateralized; 1year max maturity	Complies
Reverse Repurchase Agreements	20% maximum; 92 days max maturity	Complies
Prohibited Securities	Inverse floaters; Ranges notes, Interest-only strips from mortgaged backed securities; Zero interest accrual securities	Complies
Max Per Issuer	5% of portfolio per issuer (except U.S. Government, Agencies/GSEs, Supranationals, Money Market Mutual Funds, LAIF, LGIP)	Complies
Maximum maturity	5 years	Complies



Reconciliation Summary

As of 7/31/2018

Item B

BOOK VALUE RECONCILIATION	
Beginning Book Value	\$10,291,680.44
Acquisition	
+ Security Purchases	\$179,989.83
+ Money Market Fund Purchases	\$113,394.55
+ Money Market Contributions	\$0.00
+ Security Contributions	\$0.00
+ Security Transfers	\$0.00
Total Acquisitions	\$293,384.38
Dispositions	
- Security Sales	\$74,811.75
- Money Market Fund Sales	\$179,989.83
- MMF Withdrawals	\$1,119.51
- Security Withdrawals	\$0.00
- Security Transfers	\$0.00
- Other Dispositions	\$0.00
- Maturities	\$0.00
- Calls	\$0.00
- Principal Paydowns	\$16,868.09
Total Dispositions	\$272,789.18
Amortization/Accretion	
+/- Net Accretion	\$1,574.14
	\$1,574.14
Gain/Loss on Dispositions	
+/- Realized Gain/Loss	(\$215.88)
	(\$215.88)
Ending Book Value	\$10,313,633.90

CASH TRANSACTION SUMMARY	
BEGINNING BALANCE	\$87,373.78
Acquisition	
Contributions	\$0.00
Security Sale Proceeds	\$74,811.75
Accrued Interest Received	\$589.84
Interest Received	\$20,992.13
Dividend Received	\$132.74
Principal on Maturities	\$0.00
Interest on Maturities	\$0.00
Calls/Redemption (Principal)	\$0.00
Interest from Calls/Redemption	\$0.00
Principal Paydown	\$16,868.09
Total Acquisitions	\$113,394.55
Disposition	
Withdrawals	\$1,119.51
Security Purchase	\$179,989.83
Accrued Interest Paid	\$0.00
Total Dispositions	\$181,109.34
Ending Book Value	\$19,658.99



CUSIP	Security Description	Par Value/Units	Purchase Date Book Yield	Cost Value Book Value	Mkt Price Mkt YTM	Market Value Accrued Int.	% of Port. Gain/Loss	Moody/S&P Fitch	Maturity Duration
ABS									
89238MAB4	Toyota Auto Receivables Owner 2017-A 1.42% Due 9/16/2019	16,919.59	03/07/2017 1.43 %	16,917.96 16,918.86	99.88 2.35 %	16,898.94 10.68	0.17 % (19.92)	Aaa / AAA NR	1.13 0.13
47787XAB3	John Deere Owner Trust 2017-A A2 1.5% Due 10/15/2019	13,818.60	02/22/2017 1.51 %	13,818.54 13,818.57	99.86 2.48 %	13,799.87 9.21	0.14 % (18.70)	Aaa / NR AAA	1.21 0.14
47788BAB0	John Deere Owner Trust 2017-B A2A 1.59% Due 4/15/2020	17,282.01	07/11/2017 1.60 %	17,280.51 17,281.08	99.64 2.62 %	17,220.24 12.21	0.17 % (60.84)	Aaa / NR AAA	1.71 0.35
89237RAB4	Toyota Auto Receivable 2017-C A2A 1.58% Due 7/15/2020	80,853.27	07/25/2017 1.59 %	80,852.50 80,852.76	99.51 2.64 %	80,457.67 56.78	0.79 % (395.09)	Aaa / AAA NR	1.96 0.46
89238BAB8	Toyota Auto Receivables Owner 2018-A A2A 2.1% Due 10/15/2020	125,000.00	01/23/2018 2.12 %	124,987.23 124,989.58	99.64 2.63 %	124,554.04 116.67	1.23 % (435.54)	Aaa / AAA NR	2.21 0.68
47788BAD6	John Deere Owner Trust 2017-B A3 1.82% Due 10/15/2021	20,000.00	07/11/2017 1.83 %	19,998.54 19,998.90	98.50 2.97 %	19,699.36 16.18	0.19 % (299.54)	Aaa / NR AAA	3.21 1.31
47788CAC6	John Deere Owner Trust 2016-B A4 2.66% Due 4/18/2022	35,000.00	02/21/2018 2.68 %	34,997.48 34,997.74	98.96 3.26 %	34,635.02 41.38	0.34 % (362.72)	Aaa / NR AAA	3.72 1.78
43814UAG4	Honda Auto Receivables 2018-2 A3 3.01% Due 5/18/2022	40,000.00	05/22/2018 3.03 %	39,999.13 39,999.17	99.95 3.05 %	39,980.69 43.48	0.39 % (18.48)	NR / AAA AAA	3.80 2.19
47788EAC2	John Deere Owner Trust 2018-B A3 3.08% Due 11/15/2022	100,000.00	07/18/2018 3.10 %	99,992.42 99,992.45	99.87 3.16 %	99,870.14 51.33	0.98 % (122.31)	Aaa / NR AAA	4.30 2.16
65479GAD1	Nissan Auto Receivables Owner 2018-B A3 3.06% Due 3/15/2023	80,000.00	07/17/2018 3.08 %	79,997.41 79,997.42	99.88 3.17 %	79,905.64 40.80	0.79 % (91.78)	Aaa / AAA NR	4.62 1.18
Total ABS		528,873.47	2.41 %	528,841.72 528,846.53	2.89 %	527,021.61 398.72	5.20 % (1,824.92)	Aaa / AAA AAA	3.11 1.17
AGENCY									
3135G0YM9	FNMA Note 1.875% Due 9/18/2018	200,000.00	10/07/2013 1.59 %	202,654.00 200,070.54	99.97 2.06 %	199,949.00 1,385.42	1.98 % (121.54)	Aaa / AA+ AAA	0.13 0.13
880591EQ1	Tennessee Valley Authority Note 1.75% Due 10/15/2018	290,000.00	Various 1.58 %	292,357.15 290,097.63	99.95 2.01 %	289,842.24 1,494.31	2.87 % (255.39)	Aaa / AA+ AAA	0.21 0.20
3137EADK2	FHLMC Note 1.25% Due 8/1/2019	240,000.00	09/04/2014 1.83 %	233,452.80 238,663.46	98.81 2.46 %	237,150.96 1,500.00	2.35 % (1,512.50)	Aaa / AA+ AAA	1.00 0.98
3133EHEZ2	FFCB Note 1.6% Due 4/6/2020	200,000.00	09/28/2017 1.60 %	200,012.00 200,008.01	98.22 2.69 %	196,441.60 1,022.22	1.95 % (3,566.41)	NR / AA+ NR	1.68 1.63
3137EAEK1	FHLMC Note 1.875% Due 11/17/2020	200,000.00	12/28/2017 2.05 %	199,016.00 199,217.46	98.05 2.76 %	196,094.60 770.83	1.94 % (3,122.86)	Aaa / AA+ AAA	2.30 2.22
3135G0F73	FNMA Note 1.5% Due 11/30/2020	200,000.00	12/16/2015 1.90 %	196,220.00 198,220.69	97.17 2.76 %	194,332.80 508.33	1.92 % (3,887.89)	Aaa / AA+ AAA	2.34 2.26
3130A7CV5	FHLB Note 1.375% Due 2/18/2021	140,000.00	04/28/2016 1.42 %	139,727.00 139,855.19	96.60 2.76 %	135,245.74 871.60	1.34 % (4,609.45)	Aaa / AA+ AAA	2.56 2.46



CUSIP	Security Description	Par Value/Units	Purchase Date Book Yield	Cost Value Book Value	Mkt Price Mkt YTM	Market Value Accrued Int.	% of Port. Gain/Loss	Moody/S&P Fitch	Maturity Duration
AGENCY									
3135G0J20	FNMA Note 1.375% Due 2/26/2021	200,000.00	Various 1.41 %	199,699.04 199,850.10	96.51 2.79 %	193,023.20 1,184.02	1.91 % (6,826.90)	Aaa / AA+ AAA	2.58 2.48
3135G0K69	FNMA Note 1.25% Due 5/6/2021	180,000.00	06/29/2016 1.18 %	180,612.00 180,348.68	95.99 2.77 %	172,783.80 531.25	1.71 % (7,564.88)	Aaa / AA+ AAA	2.77 2.68
3130A8QS5	FHLB Note 1.125% Due 7/14/2021	185,000.00	10/04/2016 1.33 %	183,290.60 183,942.17	95.32 2.79 %	176,340.34 98.28	1.74 % (7,601.83)	Aaa / AA+ AAA	2.96 2.87
3137EAEC9	FHLMC Note 1.125% Due 8/12/2021	185,000.00	08/30/2016 1.33 %	183,185.15 183,888.19	95.11 2.82 %	175,959.42 977.03	1.74 % (7,928.77)	Aaa / AA+ AAA	3.04 2.93
3135G0N82	FNMA Note 1.25% Due 8/17/2021	185,000.00	09/28/2016 1.28 %	184,715.10 184,822.32	95.47 2.81 %	176,622.28 1,053.47	1.75 % (8,200.04)	Aaa / AA+ AAA	3.05 2.94
3135G0Q89	FNMA Note 1.375% Due 10/7/2021	160,000.00	10/27/2016 1.50 %	159,025.60 159,372.17	95.56 2.84 %	152,889.92 696.67	1.51 % (6,482.25)	Aaa / AA+ AAA	3.19 3.07
3130AABG2	FHLB Note 1.875% Due 11/29/2021	200,000.00	12/28/2016 2.10 %	197,940.00 198,605.26	96.95 2.84 %	193,895.00 645.83	1.92 % (4,710.26)	Aaa / AA+ AAA	3.33 3.18
3135G0S38	FNMA Note 2% Due 1/5/2022	200,000.00	01/11/2017 2.02 %	199,845.00 199,893.23	97.09 2.90 %	194,172.00 288.89	1.92 % (5,721.23)	Aaa / AA+ AAA	3.44 3.28
3137EADB2	FHLMC Note 2.375% Due 1/13/2022	200,000.00	01/27/2017 2.03 %	203,193.40 202,226.02	98.39 2.87 %	196,770.60 237.50	1.94 % (5,455.42)	Aaa / AA+ AAA	3.46 3.28
3135G0T45	FNMA Note 1.875% Due 4/5/2022	200,000.00	Various 1.86 %	200,108.00 200,083.26	96.47 2.89 %	192,933.80 1,208.33	1.91 % (7,149.46)	Aaa / AA+ AAA	3.68 3.50
313379Q69	FHLB Note 2.125% Due 6/10/2022	200,000.00	09/28/2017 1.92 %	201,806.00 201,483.76	97.37 2.85 %	194,734.20 602.08	1.92 % (6,749.56)	Aaa / AA+ AAA	3.86 3.66
3133EAYP7	FFCB Note 1.95% Due 7/19/2022	225,000.00	07/28/2017 1.92 %	225,310.50 225,247.85	96.17 2.98 %	216,378.68 146.25	2.13 % (8,869.17)	Aaa / AA+ AAA	3.97 3.77
Total Agency		3,790,000.00	1.69 %	3,782,169.34 3,785,895.99	2.69 %	3,685,560.18 15,222.31	36.46 % (100,335.81)	Aaa / AA+ AAA	2.52 2.41
COMMERCIAL PAPER									
62479MKF9	MUFG Bank Ltd/NY Discount CP 2.34% Due 10/15/2018	205,000.00	06/14/2018 2.39 %	203,374.35 204,000.63	99.51 2.39 %	204,000.63 0.00	2.01 % 0.00	P-1 / A-1 NR	0.21 0.21
Total Commercial Paper		205,000.00	2.39 %	203,374.35 204,000.63	2.39 %	204,000.63 0.00	2.01 % 0.00	P-1 / A-1 NR	0.21 0.21
MONEY MARKET FUND FI									
31846V203	First American Govt Obligation Fund	19,658.99	Various 1.50 %	19,658.99 19,658.99	1.00 1.50 %	19,658.99 0.00	0.19 % 0.00	Aaa / AAA AAA	0.00 0.00
Total Money Market Fund FI		19,658.99	1.50 %	19,658.99 19,658.99	1.50 %	19,658.99 0.00	0.19 % 0.00	Aaa / AAA AAA	0.00 0.00



CUSIP	Security Description	Par Value/Units	Purchase Date Book Yield	Cost Value Book Value	Mkt Price Mkt YTM	Market Value Accrued Int.	% of Port. Gain/Loss	Moody/S&P Fitch	Maturity Duration
NEGOTIABLE CD									
89113W6Q4	Toronto Dominion NY Yankee CD 1.6% Due 8/24/2018	200,000.00	12/28/2017 1.80 %	199,721.10 199,973.16	99.99 1.80 %	199,973.16 3,315.56	2.00 % 0.00	P-1 / A-1+ F-1+	0.07 0.07
Total Negotiable CD		200,000.00	1.80 %	199,721.10 199,973.16	1.80 %	199,973.16 3,315.56	2.00 % 0.00	P-1 / A-1+ F-1+	0.07 0.07
SUPRANATIONAL									
45950KCJ7	International Finance Corp Note 1.125% Due 7/20/2021	215,000.00	05/08/2018 2.81 %	203,989.85 204,772.92	94.99 2.90 %	204,217.75 73.91	2.01 % (555.17)	Aaa / AAA NR	2.97 2.88
4581X0CW6	Inter-American Dev Bank Note 2.125% Due 1/18/2022	200,000.00	10/26/2017 2.10 %	200,158.00 200,129.80	97.17 2.99 %	194,342.00 153.47	1.92 % (5,787.80)	Aaa / NR AAA	3.47 3.30
45950VLH7	International Finance Corp Note 2% Due 10/24/2022	225,000.00	10/26/2017 2.16 %	223,339.50 223,590.40	96.14 2.98 %	216,318.38 1,212.50	2.14 % (7,272.02)	Aaa / AAA NR	4.24 3.99
Total Supranational		640,000.00	2.35 %	627,487.35 628,493.12	2.96 %	614,878.13 1,439.88	6.07 % (13,614.99)	Aaa / AAA AAA	3.58 3.41
US CORPORATE									
02665WAC5	American Honda Finance Note 2.125% Due 10/10/2018	65,000.00	04/14/2014 1.83 %	65,820.95 65,035.10	99.94 2.40 %	64,963.60 425.89	0.64 % (71.50)	A2 / A+ NR	0.19 0.19
74005PBH6	Praxair Note 1.25% Due 11/7/2018	135,000.00	01/08/2015 1.68 %	132,876.45 134,850.71	99.63 2.64 %	134,499.15 393.75	1.33 % (351.56)	A2 / A NR	0.27 0.26
24422ESF7	John Deere Capital Corp Note 1.95% Due 12/13/2018	60,000.00	12/10/2013 1.99 %	59,872.20 59,990.62	99.79 2.52 %	59,873.28 156.00	0.59 % (117.34)	A2 / A A	0.37 0.36
17275RAR3	Cisco Systems Note 2.125% Due 3/1/2019	180,000.00	Various 2.02 %	180,856.20 180,099.67	99.80 2.47 %	179,641.08 1,593.75	1.79 % (458.59)	A1 / AA- NR	0.58 0.57
91159HHH6	US Bancorp Callable Note Cont 3/25/2019 2.2% Due 4/25/2019	140,000.00	Various 2.15 %	140,322.10 140,042.71	99.75 2.54 %	139,650.00 821.33	1.38 % (392.71)	A1 / A+ AA-	0.73 0.72
06406HCW7	Bank of New York Callable Note Cont 8/11/2019 2.3% Due 9/11/2019	145,000.00	Various 2.29 %	145,058.95 145,012.08	99.44 2.82 %	144,182.64 1,296.94	1.43 % (829.44)	A1 / A AA-	1.12 1.08
94974BGF1	Wells Fargo Corp Note 2.15% Due 1/30/2020	100,000.00	01/26/2015 2.18 %	99,864.00 99,959.19	98.66 3.07 %	98,663.50 5.97	0.97 % (1,295.69)	A2 / A- A+	1.50 1.46
22160KAG0	Costco Wholesale Corp Note 1.75% Due 2/15/2020	80,000.00	02/05/2015 1.77 %	79,916.00 79,974.07	98.36 2.85 %	78,689.68 645.56	0.78 % (1,284.39)	A1 / A+ A+	1.55 1.49
747525AD5	Qualcomm Inc Note 2.25% Due 5/20/2020	120,000.00	06/11/2015 2.49 %	118,671.00 119,514.18	98.47 3.13 %	118,158.60 532.50	1.17 % (1,355.58)	A2 / A- NR	1.81 1.74
857477AS2	State Street Bank Note 2.55% Due 8/18/2020	100,000.00	06/28/2017 1.86 %	102,098.00 101,369.38	99.10 3.01 %	99,095.80 1,154.58	0.99 % (2,273.58)	A1 / A AA-	2.05 1.96



CUSIP	Security Description	Par Value/Units	Purchase Date Book Yield	Cost Value Book Value	Mkt Price Mkt YTM	Market Value Accrued Int.	% of Port. Gain/Loss	Moody/S&P Fitch	Maturity Duration
US CORPORATE									
00440EAT4	Chubb INA Holdings Inc Callable Note Cont 10/3/2020 2.3% Due 11/3/2020	125,000.00	02/06/2017 2.16 %	125,588.75 125,350.95	98.25 3.10 %	122,815.88 702.78	1.22 % (2,535.07)	A3 / A A	2.26 2.17
30231GAV4	Exxon Mobil Corp Callable Note Cont 2/1/2021 2.222% Due 3/1/2021	120,000.00	05/16/2016 1.84 %	122,103.60 121,135.49	98.29 2.91 %	117,948.00 1,111.00	1.17 % (3,187.49)	Aaa / AA+ NR	2.59 2.47
084670BQ0	Berkshire Hathaway Callable Note Cont 2/15/2021 2.2% Due 3/15/2021	130,000.00	03/23/2018 2.69 %	128,180.00 128,393.23	98.27 2.89 %	127,746.58 1,080.44	1.27 % (646.65)	Aa2 / AA A+	2.62 2.50
369550BE7	General Dynamics Corp Note 3% Due 5/11/2021	135,000.00	Various 3.19 %	134,275.95 134,325.74	99.57 3.16 %	134,415.45 900.00	1.33 % 89.71	A2 / A+ NR	2.78 2.63
166764BG4	Chevron Corp Callable Note Cont 4/15/2021 2.1% Due 5/16/2021	135,000.00	03/23/2018 2.91 %	131,750.55 132,110.65	97.76 2.94 %	131,975.33 590.63	1.31 % (135.32)	Aa2 / AA- NR	2.79 2.67
68389XBK0	Oracle Corp Callable Note Cont 8/01/21 1.9% Due 9/15/2021	115,000.00	11/29/2016 2.40 %	112,425.15 113,319.28	96.50 3.08 %	110,971.32 825.44	1.10 % (2,347.96)	A1 / AA- A+	3.13 2.98
24422ETL3	John Deere Capital Corp Note 2.65% Due 1/6/2022	125,000.00	07/27/2017 2.15 %	127,605.00 127,016.46	98.56 3.10 %	123,200.50 230.03	1.22 % (3,815.96)	A2 / A A	3.44 3.24
91159HHP8	US Bancorp Callable Cont 12/23/2021 2.625% Due 1/24/2022	60,000.00	01/19/2017 2.66 %	59,896.80 59,928.11	97.70 3.33 %	58,620.42 30.63	0.58 % (1,307.69)	A1 / A+ AA-	3.49 3.29
44932HAC7	IBM Credit Corp Note 2.2% Due 9/8/2022	125,000.00	12/28/2017 2.60 %	122,780.00 123,059.60	95.36 3.42 %	119,200.63 1,092.36	1.18 % (3,858.97)	A1 / A+ A+	4.11 3.84
808513AT2	Charles Schwab Corp Callable Note Cont 12/25/2022 2.65% Due 1/25/2023	125,000.00	06/01/2018 3.31 %	121,453.75 121,573.00	96.97 3.38 %	121,211.38 55.21	1.19 % (361.62)	A2 / A A	4.49 4.18
Total US Corporate		2,320,000.00	2.33 %	2,311,415.40 2,312,060.22	2.93 %	2,285,522.82 13,644.79	22.65 % (26,537.40)	A1 / A+ A+	2.10 1.99
US TREASURY									
912828ST8	US Treasury Note 1.25% Due 4/30/2019	200,000.00	01/23/2015 1.22 %	200,242.86 200,042.48	99.18 2.36 %	198,359.40 631.79	1.96 % (1,683.08)	Aaa / AA+ AAA	0.75 0.74
912828R85	US Treasury Note 0.875% Due 6/15/2019	160,000.00	07/28/2016 0.82 %	160,250.54 160,075.81	98.67 2.42 %	157,868.80 179.78	1.56 % (2,207.01)	Aaa / AA+ AAA	0.87 0.86
912828TH3	US Treasury Note 0.875% Due 7/31/2019	200,000.00	03/30/2015 1.30 %	196,414.73 199,175.59	98.45 2.46 %	196,890.60 4.76	1.94 % (2,284.99)	Aaa / AA+ AAA	1.00 0.99
912828VF4	US Treasury Note 1.375% Due 5/31/2020	200,000.00	07/10/2015 1.62 %	197,742.86 199,153.57	97.71 2.66 %	195,414.00 465.85	1.93 % (3,739.57)	Aaa / AA+ AAA	1.84 1.79
912828L99	US Treasury Note 1.375% Due 10/31/2020	180,000.00	11/23/2015 1.71 %	177,181.07 178,714.83	97.10 2.71 %	174,775.86 625.48	1.73 % (3,938.97)	Aaa / AA+ AAA	2.25 2.19
912828N89	US Treasury Note 1.375% Due 1/31/2021	155,000.00	03/09/2016 1.40 %	154,849.15 154,922.84	96.72 2.74 %	149,920.19 5.79	1.48 % (5,002.65)	Aaa / AA+ AAA	2.51 2.43



CUSIP	Security Description	Par Value/Units	Purchase Date Book Yield	Cost Value Book Value	Mkt Price Mkt YTM	Market Value Accrued Int.	% of Port. Gain/Loss	Moody/S&P Fitch	Maturity Duration
US TREASURY									
912828B90	US Treasury Note 2% Due 2/28/2021	180,000.00	04/26/2016 1.40 %	185,056.07 182,695.43	98.14 2.75 %	176,660.10 1,506.52	1.76 % (6,035.33)	Aaa / AA+ AAA	2.58 2.48
912828P87	US Treasury Note 1.125% Due 2/28/2021	200,000.00	12/29/2016 1.86 %	194,125.67 196,364.25	95.98 2.75 %	191,968.80 941.58	1.90 % (4,395.45)	Aaa / AA+ AAA	2.58 2.51
912828Q37	US Treasury Note 1.25% Due 3/31/2021	210,000.00	12/13/2016 1.81 %	205,136.25 206,981.87	96.17 2.75 %	201,952.80 882.17	2.00 % (5,029.07)	Aaa / AA+ AAA	2.67 2.58
912828T34	US Treasury Note 1.125% Due 9/30/2021	185,000.00	11/09/2016 1.48 %	181,871.52 182,973.94	95.01 2.78 %	175,764.43 699.44	1.74 % (7,209.51)	Aaa / AA+ AAA	3.17 3.06
912828J43	US Treasury Note 1.75% Due 2/28/2022	215,000.00	03/13/2017 2.14 %	211,112.24 212,194.20	96.45 2.80 %	207,357.40 1,574.52	2.06 % (4,836.80)	Aaa / AA+ AAA	3.58 3.41
912828XR6	US Treasury Note 1.75% Due 5/31/2022	205,000.00	07/27/2017 1.84 %	204,103.81 204,289.65	96.16 2.81 %	197,128.41 607.72	1.95 % (7,161.24)	Aaa / AA+ AAA	3.84 3.66
912828P4	US Treasury Note 1.875% Due 7/31/2022	200,000.00	09/28/2017 1.90 %	199,805.36 199,839.09	96.45 2.82 %	192,890.60 10.19	1.90 % (6,948.49)	Aaa / AA+ AAA	4.00 3.82
912828N30	US Treasury Note 2.125% Due 12/31/2022	160,000.00	01/31/2018 2.54 %	156,975.00 157,281.71	97.06 2.84 %	155,300.00 295.65	1.53 % (1,981.71)	Aaa / AA+ AAA	4.42 4.17
Total US Treasury		2,650,000.00	1.65 %	2,624,867.13 2,634,705.26	2.69 %	2,572,251.39 8,431.24	25.42 % (62,453.87)	Aaa / AA+ AAA	2.57 2.47
TOTAL PORTFOLIO		10,353,532.46	1.92 %	10,297,535.38 10,313,633.90	2.75 %	10,108,866.91 42,452.50	100.00 % (204,766.99)	Aa1 / AA AAA	2.43 2.23
TOTAL MARKET VALUE PLUS ACCRUED						10,151,319.41			



Transaction Type	Settlement Date	CUSIP	Quantity	Security Description	Price	Acq/Disp Yield	Amount	Interest Pur/Sold	Total Amount	Gain/Loss
ACQUISITIONS										
Purchase	07/02/2018	31846V203	132.74	First American Govt Obligation Fund	1.000	1.50 %	132.74	0.00	132.74	0.00
Purchase	07/05/2018	31846V203	2,000.00	First American Govt Obligation Fund	1.000	1.50 %	2,000.00	0.00	2,000.00	0.00
Purchase	07/06/2018	31846V203	1,656.25	First American Govt Obligation Fund	1.000	1.50 %	1,656.25	0.00	1,656.25	0.00
Purchase	07/13/2018	31846V203	2,375.00	First American Govt Obligation Fund	1.000	1.50 %	2,375.00	0.00	2,375.00	0.00
Purchase	07/14/2018	31846V203	1,040.63	First American Govt Obligation Fund	1.000	1.50 %	1,040.63	0.00	1,040.63	0.00
Purchase	07/16/2018	31846V203	3,312.91	First American Govt Obligation Fund	1.000	1.50 %	3,312.91	0.00	3,312.91	0.00
Purchase	07/16/2018	31846V203	1,591.67	First American Govt Obligation Fund	1.000	1.50 %	1,591.67	0.00	1,591.67	0.00
Purchase	07/16/2018	31846V203	30.33	First American Govt Obligation Fund	1.000	1.50 %	30.33	0.00	30.33	0.00
Purchase	07/16/2018	31846V203	77.58	First American Govt Obligation Fund	1.000	1.50 %	77.58	0.00	77.58	0.00
Purchase	07/16/2018	31846V203	7,254.25	First American Govt Obligation Fund	1.000	1.50 %	7,254.25	0.00	7,254.25	0.00
Purchase	07/16/2018	31846V203	218.75	First American Govt Obligation Fund	1.000	1.50 %	218.75	0.00	218.75	0.00
Purchase	07/16/2018	31846V203	4,897.27	First American Govt Obligation Fund	1.000	1.50 %	4,897.27	0.00	4,897.27	0.00
Purchase	07/18/2018	31846V203	2,125.00	First American Govt Obligation Fund	1.000	1.50 %	2,125.00	0.00	2,125.00	0.00
Purchase	07/18/2018	31846V203	100.33	First American Govt Obligation Fund	1.000	1.50 %	100.33	0.00	100.33	0.00
Purchase	07/19/2018	31846V203	2,193.75	First American Govt Obligation Fund	1.000	1.50 %	2,193.75	0.00	2,193.75	0.00
Purchase	07/20/2018	31846V203	75,401.59	First American Govt Obligation Fund	1.000	1.50 %	75,401.59	0.00	75,401.59	0.00
Purchase	07/20/2018	31846V203	1,210.45	First American Govt Obligation Fund	1.000	1.50 %	1,210.45	0.00	1,210.45	0.00
Purchase	07/24/2018	31846V203	787.50	First American Govt Obligation Fund	1.000	1.50 %	787.50	0.00	787.50	0.00
Purchase	07/25/2018	31846V203	2,097.92	First American Govt Obligation Fund	1.000	1.50 %	2,097.92	0.00	2,097.92	0.00
Purchase	07/25/2018	47788EAC2	100,000.00	John Deere Owner Trust 2018-B A3 3.08% Due 11/15/2022	99.992	3.10 %	99,992.42	0.00	99,992.42	0.00
Purchase	07/25/2018	65479GAD1	80,000.00	Nissan Auto Receivables Owner 2018-B A3 3.06% Due 3/15/2023	99.997	3.08 %	79,997.41	0.00	79,997.41	0.00
Purchase	07/30/2018	31846V203	1,075.00	First American Govt Obligation Fund	1.000	1.50 %	1,075.00	0.00	1,075.00	0.00
Purchase	07/31/2018	31846V203	3,815.63	First American Govt Obligation Fund	1.000	1.50 %	3,815.63	0.00	3,815.63	0.00
	Subtotal		293,394.55				293,384.38	0.00	293,384.38	0.00
Short Sale	07/25/2018	31846V203	-99,992.42	First American Govt Obligation Fund	1.000		-99,992.42	0.00	-99,992.42	0.00
	Subtotal		-99,992.42				-99,992.42	0.00	-99,992.42	0.00
TOTAL ACQUISITIONS			193,402.13				193,391.96	0.00	193,391.96	0.00



Transaction Type	Settlement Date	CUSIP	Quantity	Security Description	Price	Acq/Disp Yield	Amount	Interest Pur/Sold	Total Amount	Gain/Loss
DISPOSITIONS										
Closing Purchase	07/25/2018	31846V203	-99,992.42	First American Govt Obligation Fund	1.000		-99,992.42	0.00	-99,992.42	0.00
		Subtotal	-99,992.42				-99,992.42	0.00	-99,992.42	0.00
Sale	07/20/2018	3135G0ZA4	75,000.00	FNMA Note 1.875% Due 2/19/2019	99.749	2.31 %	74,811.75	589.84	75,401.59	-215.88
Sale	07/25/2018	31846V203	79,997.41	First American Govt Obligation Fund	1.000	1.50 %	79,997.41	0.00	79,997.41	0.00
Sale	07/25/2018	31846V203	99,992.42	First American Govt Obligation Fund	1.000	1.50 %	99,992.42	0.00	99,992.42	0.00
		Subtotal	254,989.83				254,801.58	589.84	255,391.42	-215.88
Paydown	07/16/2018	47787XAB3	3,291.52	John Deere Owner Trust 2017-A A2 1.5% Due 10/15/2019	100.000		3,291.52	21.39	3,312.91	0.00
Paydown	07/16/2018	47788BAB0	1,566.70	John Deere Owner Trust 2017-B A2A 1.59% Due 4/15/2020	100.000		1,566.70	24.97	1,591.67	0.00
Paydown	07/16/2018	47788BAD6	0.00	John Deere Owner Trust 2017-B A3 1.82% Due 10/15/2021	100.000		0.00	30.33	30.33	0.00
Paydown	07/16/2018	47788CAC6	0.00	John Deere Owner Trust 2016-B A4 2.66% Due 4/18/2022	100.000		0.00	77.58	77.58	0.00
Paydown	07/16/2018	89237RAB4	7,138.39	Toyota Auto Receivable 2017-C A2A 1.58% Due 7/15/2020	100.000		7,138.39	115.86	7,254.25	0.00
Paydown	07/16/2018	89238BAB8	0.00	Toyota Auto Receivables Owner 2018-A A2A 2.1% Due 10/15/2020	100.000		0.00	218.75	218.75	0.00
Paydown	07/16/2018	89238MAB4	4,871.48	Toyota Auto Receivables Owner 2017-A 1.42% Due 9/16/2019	100.000		4,871.48	25.79	4,897.27	0.00
Paydown	07/18/2018	43814UAG4	0.00	Honda Auto Receivables 2018-2 A3 3.01% Due 5/18/2022	100.000		0.00	100.33	100.33	0.00
		Subtotal	16,868.09				16,868.09	615.00	17,483.09	0.00
Security Withdrawal	07/05/2018	31846V203	1,015.34	First American Govt Obligation Fund	1.000		1,015.34	0.00	1,015.34	0.00



Transaction Type	Settlement Date	CUSIP	Quantity	Security Description	Price	Acq/Disp Yield	Amount	Interest Pur/Sold	Total Amount	Gain/Loss
DISPOSITIONS										
Security Withdrawal	07/25/2018	31846V203	104.17	First American Govt Obligation Fund	1.000		104.17	0.00	104.17	0.00
	Subtotal		1,119.51				1,119.51	0.00	1,119.51	0.00
TOTAL DISPOSITIONS			172,985.01				172,796.76	1,204.84	174,001.60	-215.88

OTHER TRANSACTIONS										
Interest	07/05/2018	3135G0S38	200,000.00	FNMA Note 2% Due 1/5/2022	0.000		2,000.00	0.00	2,000.00	0.00
Interest	07/06/2018	24422ETL3	125,000.00	John Deere Capital Corp Note 2.65% Due 1/6/2022	0.000		1,656.25	0.00	1,656.25	0.00
Interest	07/13/2018	3137EADB2	200,000.00	FHLMC Note 2.375% Due 1/13/2022	0.000		2,375.00	0.00	2,375.00	0.00
Interest	07/14/2018	3130A8QS5	185,000.00	FHLB Note 1.125% Due 7/14/2021	0.000		1,040.63	0.00	1,040.63	0.00
Interest	07/18/2018	4581X0CW6	200,000.00	Inter-American Dev Bank Note 2.125% Due 1/18/2022	0.000		2,125.00	0.00	2,125.00	0.00
Interest	07/19/2018	3133EAYP7	225,000.00	FFCB Note 1.95% Due 7/19/2022	0.000		2,193.75	0.00	2,193.75	0.00
Interest	07/20/2018	45950KCJ7	215,000.00	International Finance Corp Note 1.125% Due 7/20/2021	0.000		1,210.45	0.00	1,210.45	0.00
Interest	07/24/2018	91159HHP8	60,000.00	US Bancorp Callable Cont 12/23/2021 2.625% Due 1/24/2022	0.000		787.50	0.00	787.50	0.00
Interest	07/25/2018	808513AT2	125,000.00	Charles Schwab Corp Callable Note Cont 12/25/2022 2.65% Due 1/25/2023	0.000		2,097.92	0.00	2,097.92	0.00
Interest	07/30/2018	94974BGF1	100,000.00	Wells Fargo Corp Note 2.15% Due 1/30/2020	0.000		1,075.00	0.00	1,075.00	0.00
Interest	07/31/2018	912828P4	200,000.00	US Treasury Note 1.875% Due 7/31/2022	0.000		1,875.00	0.00	1,875.00	0.00
Interest	07/31/2018	912828N89	155,000.00	US Treasury Note 1.375% Due 1/31/2021	0.000		1,065.63	0.00	1,065.63	0.00



Transaction Type	Settlement Date	CUSIP	Quantity	Security Description	Price	Acq/Disp Yield	Amount	Interest Pur/Sold	Total Amount	Gain/Loss
OTHER TRANSACTIONS										
Interest	07/31/2018	912828TH3	200,000.00	US Treasury Note 0.875% Due 7/31/2019	0.000		875.00	0.00	875.00	0.00
	Subtotal		2,190,000.00				20,377.13	0.00	20,377.13	0.00
Dividend	07/02/2018	31846V203	87,373.78	First American Govt Obligation Fund	0.000		132.74	0.00	132.74	0.00
	Subtotal		87,373.78				132.74	0.00	132.74	0.00
TOTAL OTHER TRANSACTIONS			2,277,373.78				20,509.87	0.00	20,509.87	0.00



CUSIP	Security Description	Trade Date Settle Date Units	Book Value: Begin Book Value: Acq Book Value: Disp Book Value: End	Prior Accrued Inc. Received Ending Accrued Total Interest	Accr. Of Discount Amort. Of Premium Net Accret/Amort Income Earned	Unreal G/L Total Income
Fixed Income						
00440EAT4	Chubb INA Holdings Inc Callable Note Cont 10/3/2020 2.3% Due 11/03/2020	02/06/2017 02/09/2017 125,000.00	125,364.65 0.00 0.00 125,350.95	463.19 0.00 702.78 239.59	0.00 13.70 (13.70) 225.89	0.00 0.00 0.00 225.89
02665WAC5	American Honda Finance Note 2.125% Due 10/10/2018	04/14/2014 04/17/2014 65,000.00	65,050.65 0.00 0.00 65,035.10	310.78 0.00 425.89 115.11	0.00 15.55 (15.55) 99.56	0.00 0.00 0.00 99.56
06406HCW7	Bank of New York Callable Note Cont 8/11/2019 2.3% Due 09/11/2019	Various 09/11/2014 145,000.00	145,013.10 0.00 0.00 145,012.08	1,019.03 0.00 1,296.94 277.91	0.31 1.33 (1.02) 276.89	0.00 0.00 0.00 276.89
084670BQ0	Berkshire Hathaway Callable Note Cont 2/15/2021 2.2% Due 03/15/2021	03/23/2018 03/27/2018 130,000.00	128,341.18 0.00 0.00 128,393.23	842.11 0.00 1,080.44 238.33	52.05 0.00 52.05 290.38	0.00 0.00 0.00 290.38
166764BG4	Chevron Corp Callable Note Cont 4/15/2021 2.1% Due 05/16/2021	03/23/2018 03/27/2018 135,000.00	132,022.76 0.00 0.00 132,110.65	354.38 0.00 590.63 236.25	87.89 0.00 87.89 324.14	0.00 0.00 0.00 324.14
17275RAR3	Cisco Systems Note 2.125% Due 03/01/2019	Various Various 180,000.00	180,114.24 0.00 0.00 180,099.67	1,275.00 0.00 1,593.75 318.75	0.00 14.57 (14.57) 304.18	0.00 0.00 0.00 304.18
22160KAG0	Costco Wholesale Corp Note 1.75% Due 02/15/2020	02/05/2015 02/17/2015 80,000.00	79,972.64 0.00 0.00 79,974.07	528.89 0.00 645.56 116.67	1.43 0.00 1.43 118.10	0.00 0.00 0.00 118.10
24422ESF7	John Deere Capital Corp Note 1.95% Due 12/13/2018	12/10/2013 12/13/2013 60,000.00	59,988.45 0.00 0.00 59,990.62	58.50 0.00 156.00 97.50	2.17 0.00 2.17 99.67	0.00 0.00 0.00 99.67
24422ETL3	John Deere Capital Corp Note 2.65% Due 01/06/2022	07/27/2017 07/31/2017 125,000.00	127,066.31 0.00 0.00 127,016.46	1,610.24 1,656.25 230.03 276.04	0.00 49.85 (49.85) 226.19	0.00 0.00 0.00 226.19
30231GAV4	Exxon Mobil Corp Callable Note Cont 2/1/2021 2.222% Due 03/01/2021	05/16/2016 05/19/2016 120,000.00	121,172.81 0.00 0.00 121,135.49	888.80 0.00 1,111.00 222.20	0.00 37.32 (37.32) 184.88	0.00 0.00 0.00 184.88



CUSIP	Security Description	Trade Date Settle Date Units	Book Value: Begin Book Value: Acq Book Value: Disp Book Value: End	Prior Accrued Inc. Received Ending Accrued Total Interest	Accr. Of Discount Amort. Of Premium Net Accret/Amort Income Earned	Unreal G/L Total Income
3130A7CV5	FHLB Note 1.375% Due 02/18/2021	04/28/2016 04/28/2016 140,000.00	139,850.37 0.00 0.00 139,855.19	711.18 0.00 871.60 160.42	4.82 0.00 4.82 165.24	0.00 165.24
3130A8QS5	FHLB Note 1.125% Due 07/14/2021	10/04/2016 10/06/2016 185,000.00	183,911.75 0.00 0.00 183,942.17	965.47 1,040.63 98.28 173.44	30.42 0.00 30.42 203.86	0.00 203.86
3130AABG2	FHLB Note 1.875% Due 11/29/2021	12/28/2016 12/29/2016 200,000.00	198,569.70 0.00 0.00 198,605.26	333.33 0.00 645.83 312.50	35.56 0.00 35.56 348.06	0.00 348.06
313379Q69	FHLB Note 2.125% Due 06/10/2022	09/28/2017 09/29/2017 200,000.00	201,516.41 0.00 0.00 201,483.76	247.92 0.00 602.08 354.16	0.00 32.65 (32.65) 321.51	0.00 321.51
3133EAYP7	FFCB Note 1.95% Due 07/19/2022	07/28/2017 07/31/2017 225,000.00	225,253.16 0.00 0.00 225,247.85	1,974.38 2,193.75 146.25 365.62	0.00 5.31 (5.31) 360.31	0.00 360.31
3133EHEZ2	FFCB Note 1.6% Due 04/06/2020	09/28/2017 09/29/2017 200,000.00	200,008.41 0.00 0.00 200,008.01	755.56 0.00 1,022.22 266.66	0.00 0.40 (0.40) 266.26	0.00 266.26
3135G0F73	FNMA Note 1.5% Due 11/30/2020	12/16/2015 12/17/2015 200,000.00	198,155.94 0.00 0.00 198,220.69	258.33 0.00 508.33 250.00	64.75 0.00 64.75 314.75	0.00 314.75
3135G0J20	FNMA Note 1.375% Due 02/26/2021	Various Various 200,000.00	199,845.15 0.00 0.00 199,850.10	954.86 0.00 1,184.02 229.16	7.99 3.04 4.95 234.11	0.00 234.11
3135G0K69	FNMA Note 1.25% Due 05/06/2021	06/29/2016 06/30/2016 180,000.00	180,359.39 0.00 0.00 180,348.68	343.75 0.00 531.25 187.50	0.00 10.71 (10.71) 176.79	0.00 176.79
3135G0N82	FNMA Note 1.25% Due 08/17/2021	09/28/2016 09/29/2016 185,000.00	184,817.36 0.00 0.00 184,822.32	860.76 0.00 1,053.47 192.71	4.96 0.00 4.96 197.67	0.00 197.67
3135G0Q89	FNMA Note 1.375% Due 10/07/2021	10/27/2016 10/28/2016 160,000.00	159,355.44 0.00 0.00 159,372.17	513.33 0.00 696.67 183.34	16.73 0.00 16.73 200.07	0.00 200.07



CUSIP	Security Description	Trade Date Settle Date Units	Book Value: Begin Book Value: Acq Book Value: Disp Book Value: End	Prior Accrued Inc. Received Ending Accrued Total Interest	Accr. Of Discount Amort. Of Premium Net Accret/Amort Income Earned	Unreal G/L Total Income
3135G0S38	FNMA Note 2% Due 01/05/2022	01/11/2017 01/12/2017 200,000.00	199,890.59 0.00 0.00 199,893.23	1,955.56 2,000.00 288.89 333.33	2.64 0.00 2.64 335.97	0.00 335.97
3135G0T45	FNMA Note 1.875% Due 04/05/2022	Various Various 200,000.00	200,085.19 0.00 0.00 200,083.26	895.84 0.00 1,208.33 312.49	0.05 1.98 (1.93) 310.56	0.00 310.56
3135G0YM9	FNMA Note 1.875% Due 09/18/2018	10/07/2013 10/08/2013 200,000.00	200,116.09 0.00 0.00 200,070.54	1,072.92 0.00 1,385.42 312.50	0.00 45.55 (45.55) 266.95	0.00 266.95
3135G0ZA4	FNMA Note Due 02/19/2019	03/31/2014 04/01/2014 0.00	75,030.09 0.00 75,027.63 0.00	515.63 589.84 0.00 74.21	0.00 2.46 (2.46) 71.75	0.00 71.75
3137EADB2	FHLMC Note 2.375% Due 01/13/2022	01/27/2017 01/30/2017 200,000.00	202,280.75 0.00 0.00 202,226.02	2,216.67 2,375.00 237.50 395.83	0.00 54.73 (54.73) 341.10	0.00 341.10
3137EADK2	FHLMC Note 1.25% Due 08/01/2019	09/04/2014 09/08/2014 240,000.00	238,549.95 0.00 0.00 238,663.46	1,250.00 0.00 1,500.00 250.00	113.51 0.00 113.51 363.51	0.00 363.51
3137EAEC9	FHLMC Note 1.125% Due 08/12/2021	08/30/2016 08/31/2016 185,000.00	183,857.06 0.00 0.00 183,888.19	803.59 0.00 977.03 173.44	31.13 0.00 31.13 204.57	0.00 204.57
3137EAEK1	FHLMC Note 1.875% Due 11/17/2020	12/28/2017 12/28/2017 200,000.00	199,188.55 0.00 0.00 199,217.46	458.33 0.00 770.83 312.50	28.91 0.00 28.91 341.41	0.00 341.41
369550BE7	General Dynamics Corp Note 3% Due 05/11/2021	Various Various 135,000.00	134,305.13 0.00 0.00 134,325.74	562.50 0.00 900.00 337.50	20.61 0.00 20.61 358.11	0.00 358.11
43814UAG4	Honda Auto Receivables 2018-2 A3 3.01% Due 05/18/2022	05/22/2018 05/30/2018 40,000.00	39,999.15 0.00 0.00 39,999.17	43.48 100.33 43.48 100.33	0.02 0.00 0.02 100.35	0.00 100.35
44932HAC7	IBM Credit Corp Note 2.2% Due 09/08/2022	12/28/2017 12/28/2017 125,000.00	123,019.48 0.00 0.00 123,059.60	863.19 0.00 1,092.36 229.17	40.12 0.00 40.12 269.29	0.00 269.29



CUSIP	Security Description	Trade Date Settle Date Units	Book Value: Begin Book Value: Acq Book Value: Disp Book Value: End	Prior Accrued Inc. Received Ending Accrued Total Interest	Accr. Of Discount Amort. Of Premium Net Accret/Amort Income Earned	Unreal G/L Total Income
4581X0CW6	Inter-American Dev Bank Note 2.125% Due 01/18/2022	10/26/2017 10/30/2017 200,000.00	200,132.98 0.00 0.00 200,129.80	1,924.31 2,125.00 153.47 354.16	0.00 3.18 (3.18) 350.98	0.00 350.98
45950KCJ7	International Finance Corp Note 1.125% Due 07/20/2021	05/08/2018 05/10/2018 215,000.00	204,480.45 0.00 0.00 204,772.92	1,081.72 1,210.45 73.91 202.64	292.47 0.00 292.47 495.11	0.00 495.11
45950VLH7	International Finance Corp Note 2% Due 10/24/2022	10/26/2017 10/30/2017 225,000.00	223,562.12 0.00 0.00 223,590.40	837.50 0.00 1,212.50 375.00	28.28 0.00 28.28 403.28	0.00 403.28
47787XAB3	John Deere Owner Trust 2017-A A2 1.5% Due 10/15/2019	02/22/2017 03/02/2017 13,818.60	17,110.09 0.00 3,291.52 13,818.57	11.41 21.39 9.21 19.19	0.01 0.01 0.00 19.19	0.00 19.19
47788BAB0	John Deere Owner Trust 2017-B A2A 1.59% Due 04/15/2020	07/11/2017 07/18/2017 17,282.01	18,847.64 0.00 1,566.70 17,281.08	13.32 24.97 12.21 23.86	0.14 0.00 0.14 24.00	0.00 24.00
47788BAD6	John Deere Owner Trust 2017-B A3 1.82% Due 10/15/2021	07/11/2017 07/18/2017 20,000.00	19,998.87 0.00 0.00 19,998.90	16.18 30.33 16.18 30.33	0.03 0.00 0.03 30.36	0.00 30.36
47788CAC6	John Deere Owner Trust 2016-B A4 2.66% Due 04/18/2022	02/21/2018 02/28/2018 35,000.00	34,997.69 0.00 0.00 34,997.74	41.38 77.58 41.38 77.58	0.05 0.00 0.05 77.63	0.00 77.63
47788EAC2	John Deere Owner Trust 2018-B A3 3.08% Due 11/15/2022	07/18/2018 07/25/2018 100,000.00	0.00 99,992.42 0.00 99,992.45	0.00 0.00 51.33 51.33	0.03 0.00 0.03 51.36	0.00 51.36
65479GAD1	Nissan Auto Receivables Owner 2018-B A3 3.06% Due 03/15/2023	07/17/2018 07/25/2018 80,000.00	0.00 79,997.41 0.00 79,997.42	0.00 0.00 40.80 40.80	0.01 0.00 0.01 40.81	0.00 40.81
68389XBK0	Oracle Corp Callable Note Cont 8/01/21 1.9% Due 09/15/2021	11/29/2016 12/02/2016 115,000.00	113,273.61 0.00 0.00 113,319.28	643.36 0.00 825.44 182.08	45.67 0.00 45.67 227.75	0.00 227.75
74005PBH6	Praxair Note 1.25% Due 11/07/2018	01/08/2015 01/13/2015 135,000.00	134,803.49 0.00 0.00 134,850.71	253.13 0.00 393.75 140.62	47.22 0.00 47.22 187.84	0.00 187.84



CUSIP	Security Description	Trade Date Settle Date Units	Book Value: Begin Book Value: Acq Book Value: Disp Book Value: End	Prior Accrued Inc. Received Ending Accrued Total Interest	Accr. Of Discount Amort. Of Premium Net Accret/Amort Income Earned	Unreal G/L Total Income
747525AD5	Qualcomm Inc Note 2.25% Due 05/20/2020	06/11/2015 06/16/2015 120,000.00	119,491.29 0.00 0.00 119,514.18	307.50 0.00 532.50 225.00	22.89 0.00 22.89 247.89	0.00 247.89
808513AT2	Charles Schwab Corp Callable Note Cont 12/25/2022 2.65% Due 01/25/2023	06/01/2018 06/05/2018 125,000.00	121,508.15 0.00 0.00 121,573.00	1,877.08 2,097.92 55.21 276.05	64.85 0.00 64.85 340.90	0.00 340.90
857477AS2	State Street Bank Note 2.55% Due 08/18/2020	06/28/2017 06/29/2017 100,000.00	101,426.13 0.00 0.00 101,369.38	942.08 0.00 1,154.58 212.50	0.00 56.75 (56.75) 155.75	0.00 155.75
880591EQ1	Tennessee Valley Authority Note 1.75% Due 10/15/2018	Various Various 290,000.00	290,137.98 0.00 0.00 290,097.63	1,071.39 0.00 1,494.31 422.92	0.00 40.35 (40.35) 382.57	0.00 382.57
89237RAB4	Toyota Auto Receivable 2017-C A2A 1.58% Due 07/15/2020	07/25/2017 08/02/2017 80,853.27	87,991.08 0.00 7,138.39 80,852.76	61.79 115.86 56.78 110.85	0.07 0.00 0.07 110.92	0.00 110.92
89238BAB8	Toyota Auto Receivables Owner 2018-A A2A 2.1% Due 10/15/2020	01/23/2018 01/31/2018 125,000.00	124,989.18 0.00 0.00 124,989.58	116.67 218.75 116.67 218.75	0.40 0.00 0.40 219.15	0.00 219.15
89238MAB4	Toyota Auto Receivables Owner 2017-A 1.42% Due 09/16/2019	03/07/2017 03/15/2017 16,919.59	21,790.06 0.00 4,871.48 16,918.86	13.75 25.79 10.68 22.72	0.28 0.00 0.28 23.00	0.00 23.00
91159HHH6	US Bancorp Callable Note Cont 3/25/2019 2.2% Due 04/25/2019	Various Various 140,000.00	140,048.60 0.00 0.00 140,042.71	564.67 0.00 821.33 256.66	2.17 8.06 (5.89) 250.77	0.00 250.77
91159HHP8	US Bancorp Callable Cont 12/23/2021 2.625% Due 01/24/2022	01/19/2017 01/24/2017 60,000.00	59,926.36 0.00 0.00 59,928.11	686.88 787.50 30.63 131.25	1.75 0.00 1.75 133.00	0.00 133.00
9128282P4	US Treasury Note 1.875% Due 07/31/2022	09/28/2017 09/29/2017 200,000.00	199,835.67 0.00 0.00 199,839.09	1,564.23 1,875.00 10.19 320.96	3.42 0.00 3.42 324.38	0.00 324.38
912828B90	US Treasury Note 2% Due 02/28/2021	04/26/2016 04/28/2016 180,000.00	182,784.13 0.00 0.00 182,695.43	1,203.26 0.00 1,506.52 303.26	0.00 88.70 (88.70) 214.56	0.00 214.56



CUSIP	Security Description	Trade Date Settle Date Units	Book Value: Begin Book Value: Acq Book Value: Disp Book Value: End	Prior Accrued Inc. Received Ending Accrued Total Interest	Accr. Of Discount Amort. Of Premium Net Accret/Amort Income Earned	Unreal G/L Total Income
912828J43	US Treasury Note 1.75% Due 02/28/2022	03/13/2017 03/15/2017 215,000.00	212,127.65 0.00 0.00 212,194.20	1,257.57 0.00 1,574.52 316.95	66.55 0.00 66.55 383.50	0.00 383.50
912828L99	US Treasury Note 1.375% Due 10/31/2020	11/23/2015 11/24/2015 180,000.00	178,666.36 0.00 0.00 178,714.83	416.98 0.00 625.48 208.50	48.47 0.00 48.47 256.97	0.00 256.97
912828N30	US Treasury Note 2.125% Due 12/31/2022	01/31/2018 01/31/2018 160,000.00	157,229.47 0.00 0.00 157,281.71	9.24 0.00 295.65 286.41	52.24 0.00 52.24 338.65	0.00 338.65
912828N89	US Treasury Note 1.375% Due 01/31/2021	03/09/2016 03/11/2016 155,000.00	154,920.23 0.00 0.00 154,922.84	889.00 1,065.63 5.79 182.42	2.61 0.00 2.61 185.03	0.00 185.03
912828P87	US Treasury Note 1.125% Due 02/28/2021	12/29/2016 12/29/2016 200,000.00	196,244.60 0.00 0.00 196,364.25	752.04 0.00 941.58 189.54	119.65 0.00 119.65 309.19	0.00 309.19
912828Q37	US Treasury Note 1.25% Due 03/31/2021	12/13/2016 12/14/2016 210,000.00	206,885.71 0.00 0.00 206,981.87	659.84 0.00 882.17 222.33	96.16 0.00 96.16 318.49	0.00 318.49
912828R85	US Treasury Note 0.875% Due 06/15/2019	07/28/2016 07/29/2016 160,000.00	160,083.20 0.00 0.00 160,075.81	61.20 0.00 179.78 118.58	0.00 7.39 (7.39) 111.19	0.00 111.19
912828ST8	US Treasury Note 1.25% Due 04/30/2019	01/23/2015 01/26/2015 200,000.00	200,047.32 0.00 0.00 200,042.48	421.20 0.00 631.79 210.59	0.00 4.84 (4.84) 205.75	0.00 205.75
912828T34	US Treasury Note 1.125% Due 09/30/2021	11/09/2016 11/10/2016 185,000.00	182,919.60 0.00 0.00 182,973.94	523.16 0.00 699.44 176.28	54.34 0.00 54.34 230.62	0.00 230.62
912828TH3	US Treasury Note 0.875% Due 07/31/2019	03/30/2015 03/31/2015 200,000.00	199,105.38 0.00 0.00 199,175.59	729.97 875.00 4.76 149.79	70.21 0.00 70.21 220.00	0.00 220.00
912828VF4	US Treasury Note 1.375% Due 05/31/2020	07/10/2015 07/13/2015 200,000.00	199,114.35 0.00 0.00 199,153.57	232.92 0.00 465.85 232.93	39.22 0.00 39.22 272.15	0.00 272.15



CUSIP	Security Description	Trade Date Settle Date Units	Book Value: Begin Book Value: Acq Book Value: Disp Book Value: End	Prior Accrued Inc. Received Ending Accrued Total Interest	Accr. Of Discount Amort. Of Premium Net Accret/Amort Income Earned	Unreal G/L Total Income
912828XR6	US Treasury Note 1.75% Due 05/31/2022	07/27/2017 07/31/2017 205,000.00	204,273.91 0.00 0.00 204,289.65	303.86 0.00 607.72 303.86	15.74 0.00 15.74 319.60	0.00 319.60
94974BGF1	Wells Fargo Corp Note 2.15% Due 01/30/2020	01/26/2015 02/02/2015 100,000.00	99,956.88 0.00 0.00 99,959.19	901.81 1,075.00 5.97 179.16	2.31 0.00 2.31 181.47	0.00 181.47
			9,800,782.13	46,297.90	1,623.31	
			179,989.83	21,581.97	498.43	
			91,895.72	39,136.94	1,124.88	0.00
TOTAL Fixed Income		9,928,873.47	9,890,001.12	14,421.01	15,545.89	15,545.89

Cash & Equivalent						
31846V203	First American Govt Obligation Fund	Various Various 19,658.99	87,373.78 13,402.13 81,116.92 19,658.99	0.00 132.74 0.00 132.74	0.00 0.00 0.00 132.74	0.00 132.74
62479MKF9	MUFG Bank Ltd/NY Discount CP 2.34% Due 10/15/2018	06/14/2018 06/15/2018 205,000.00	203,587.55 0.00 0.00 204,000.63	0.00 0.00 0.00 0.00	413.08 0.00 413.08 413.08	0.00 413.08
89113W6Q4	Toronto Dominion NY Yankee CD 1.6% Due 08/24/2018	12/28/2017 12/28/2017 200,000.00	199,936.98 0.00 0.00 199,973.16	3,040.00 0.00 3,315.56 275.56	36.18 0.00 36.18 311.74	0.00 311.74
			490,898.31	3,040.00	449.26	
			13,402.13	132.74	0.00	
			81,116.92	3,315.56	449.26	0.00
TOTAL Cash & Equivalent		424,658.99	423,632.78	408.30	857.56	857.56

			10,291,680.44	49,337.90	2,072.57	
			193,391.96	21,714.71	498.43	
			173,012.64	42,452.50	1,574.14	0.00
TOTAL PORTFOLIO		10,353,532.46	10,313,633.90	14,829.31	16,403.45	16,403.45



Payment Date	Transaction Type	CUSIP	Quantity	Security Description	Principal Amount	Income	Total Amount
08/01/2018	Interest	3137EADK2	240,000.00	FHLMC Note 1.25% Due 8/1/2019	0.00	1,500.00	1,500.00
08/12/2018	Interest	3137EAEC9	185,000.00	FHLMC Note 1.125% Due 8/12/2021	0.00	1,040.63	1,040.63
08/15/2018	Interest	22160KAG0	80,000.00	Costco Wholesale Corp Note 1.75% Due 2/15/2020	0.00	700.00	700.00
08/15/2018	Paydown	47787XAB3	13,818.60	John Deere Owner Trust 2017-A A2 1.5% Due 10/15/2019	1,150.34	17.27	1,167.61
08/15/2018	Paydown	47788BAB0	17,282.01	John Deere Owner Trust 2017-B A2A 1.59% Due 4/15/2020	1,283.78	22.90	1,306.68
08/15/2018	Paydown	47788BAD6	20,000.00	John Deere Owner Trust 2017-B A3 1.82% Due 10/15/2021	933.50	30.33	963.83
08/15/2018	Paydown	65479GAD1	80,000.00	Nissan Auto Receivables Owner 2018-B A3 3.06% Due 3/15/2023	3,417.35	136.00	3,553.35
08/15/2018	Paydown	89238MAB4	16,919.59	Toyota Auto Receivables Owner 2017-A 1.42% Due 9/16/2019	1,394.10	20.02	1,414.12
08/15/2018	Paydown	47788CAC6	35,000.00	John Deere Owner Trust 2016-B A4 2.66% Due 4/18/2022	727.86	77.58	805.44
08/15/2018	Paydown	89238BAB8	125,000.00	Toyota Auto Receivables Owner 2018-A A2A 2.1% Due 10/15/2020	7,043.07	218.75	7,261.82
08/15/2018	Paydown	89237RAB4	80,853.27	Toyota Auto Receivable 2017-C A2A 1.58% Due 7/15/2020	4,209.96	106.46	4,316.42
08/17/2018	Interest	3135G0N82	185,000.00	FNMA Note 1.25% Due 8/17/2021	0.00	1,156.25	1,156.25
08/18/2018	Interest	3130A7CV5	140,000.00	FHLB Note 1.375% Due 2/18/2021	0.00	962.50	962.50
08/18/2018	Interest	857477AS2	100,000.00	State Street Bank Note 2.55% Due 8/18/2020	0.00	1,275.00	1,275.00
08/18/2018	Paydown	43814UAG4	40,000.00	Honda Auto Receivables 2018-2 A3 3.01% Due 5/18/2022	821.46	100.33	921.79
08/24/2018	Maturity	89113W6Q4	200,000.00	Toronto Dominion NY Yankee CD 1.6% Due 8/24/2018	200,000.00	3,520.00	203,520.00
08/26/2018	Interest	3135G0J20	200,000.00	FNMA Note 1.375% Due 2/26/2021	0.00	1,375.00	1,375.00
08/31/2018	Interest	912828B90	180,000.00	US Treasury Note 2% Due 2/28/2021	0.00	1,800.00	1,800.00
08/31/2018	Interest	912828J43	215,000.00	US Treasury Note 1.75% Due 2/28/2022	0.00	1,881.25	1,881.25
08/31/2018	Interest	912828P87	200,000.00	US Treasury Note 1.125% Due 2/28/2021	0.00	1,125.00	1,125.00
Aug 2018					220,981.42	17,065.27	238,046.69



Payment Date	Transaction Type	CUSIP	Quantity	Security Description	Principal Amount	Income	Total Amount
09/01/2018	Interest	17275RAR3	180,000.00	Cisco Systems Note 2.125% Due 3/1/2019	0.00	1,912.50	1,912.50
09/01/2018	Interest	30231GAV4	120,000.00	Exxon Mobil Corp Callable Note Cont 2/1/2021 2.222% Due 3/1/2021	0.00	1,333.20	1,333.20
09/08/2018	Interest	44932HAC7	125,000.00	IBM Credit Corp Note 2.2% Due 9/8/2022	0.00	1,375.00	1,375.00
09/11/2018	Interest	06406HCW7	145,000.00	Bank of New York Callable Note Cont 8/11/2019 2.3% Due 9/11/2019	0.00	1,667.50	1,667.50
09/15/2018	Interest	084670BQ0	130,000.00	Berkshire Hathaway Callable Note Cont 2/15/2021 2.2% Due 3/15/2021	0.00	1,430.00	1,430.00
09/15/2018	Interest	68389XBK0	115,000.00	Oracle Corp Callable Note Cont 8/01/21 1.9% Due 9/15/2021	0.00	1,092.50	1,092.50
09/15/2018	Paydown	47788BAB0	17,282.01	John Deere Owner Trust 2017-B A2A 1.59% Due 4/15/2020	1,238.30	21.20	1,259.50
09/15/2018	Paydown	47788BAD6	20,000.00	John Deere Owner Trust 2017-B A3 1.82% Due 10/15/2021	911.91	28.92	940.83
09/15/2018	Paydown	47788EAC2	100,000.00	John Deere Owner Trust 2018-B A3 3.08% Due 11/15/2022	0.00	427.78	427.78
09/15/2018	Paydown	47788CAC6	35,000.00	John Deere Owner Trust 2016-B A4 2.66% Due 4/18/2022	729.28	75.97	805.25
09/15/2018	Paydown	89238BAB8	125,000.00	Toyota Auto Receivables Owner 2018-A A2A 2.1% Due 10/15/2020	6,862.00	206.42	7,068.42
09/15/2018	Paydown	47787XAB3	13,818.60	John Deere Owner Trust 2017-A A2 1.5% Due 10/15/2019	1,117.99	15.84	1,133.83
09/15/2018	Paydown	65479GAD1	80,000.00	Nissan Auto Receivables Owner 2018-B A3 3.06% Due 3/15/2023	3,350.03	195.29	3,545.32
09/15/2018	Paydown	89237RAB4	80,853.27	Toyota Auto Receivable 2017-C A2A 1.58% Due 7/15/2020	4,137.91	100.91	4,238.82
09/15/2018	Paydown	89238MAB4	16,919.59	Toyota Auto Receivables Owner 2017-A 1.42% Due 9/16/2019	1,356.53	18.37	1,374.90
09/18/2018	Maturity	3135G0YM9	200,000.00	FNMA Note 1.875% Due 9/18/2018	200,000.00	1,875.00	201,875.00
09/18/2018	Paydown	43814UAG4	40,000.00	Honda Auto Receivables 2018-2 A3 3.01% Due 5/18/2022	823.52	98.27	921.79
09/30/2018	Interest	912828Q37	210,000.00	US Treasury Note 1.25% Due 3/31/2021	0.00	1,312.50	1,312.50
09/30/2018	Interest	912828T34	185,000.00	US Treasury Note 1.125% Due 9/30/2021	0.00	1,040.63	1,040.63
Sep 2018					220,527.47	14,227.80	234,755.27



Payment Date	Transaction Type	CUSIP	Quantity	Security Description	Principal Amount	Income	Total Amount
10/05/2018	Interest	3135G0T45	200,000.00	FNMA Note 1.875% Due 4/5/2022	0.00	1,875.00	1,875.00
10/06/2018	Interest	3133EHEZ2	200,000.00	FFCB Note 1.6% Due 4/6/2020	0.00	1,600.00	1,600.00
10/07/2018	Interest	3135G0Q89	160,000.00	FNMA Note 1.375% Due 10/7/2021	0.00	1,100.00	1,100.00
10/10/2018	Maturity	02665WAC5	65,000.00	American Honda Finance Note 2.125% Due 10/10/2018	65,000.00	690.63	65,690.63
10/15/2018	Maturity	880591EQ1	290,000.00	Tennessee Valley Authority Note 1.75% Due 10/15/2018	290,000.00	2,537.50	292,537.50
10/15/2018	Maturity	62479MKF9	205,000.00	MUFG Bank Ltd/NY Discount CP 2.34% Due 10/15/2018	205,000.00	0.00	205,000.00
10/15/2018	Paydown	89238BAB8	125,000.00	Toyota Auto Receivables Owner 2018-A A2A 2.1% Due 10/15/2020	6,680.38	194.42	6,874.80
10/15/2018	Paydown	47788BAB0	17,282.01	John Deere Owner Trust 2017-B A2A 1.59% Due 4/15/2020	1,192.72	19.56	1,212.28
10/15/2018	Paydown	47788BAD6	20,000.00	John Deere Owner Trust 2017-B A3 1.82% Due 10/15/2021	890.30	27.53	917.83
10/15/2018	Paydown	47788CAC6	35,000.00	John Deere Owner Trust 2016-B A4 2.66% Due 4/18/2022	730.71	74.35	805.06
10/15/2018	Paydown	47788EAC2	100,000.00	John Deere Owner Trust 2018-B A3 3.08% Due 11/15/2022	1,876.07	256.67	2,132.74
10/15/2018	Paydown	47787XAB3	13,818.60	John Deere Owner Trust 2017-A A2 1.5% Due 10/15/2019	1,085.56	14.44	1,100.00
10/15/2018	Paydown	65479GAD1	80,000.00	Nissan Auto Receivables Owner 2018-B A3 3.06% Due 3/15/2023	3,282.46	186.74	3,469.20
10/15/2018	Paydown	89237RAB4	80,853.27	Toyota Auto Receivable 2017-C A2A 1.58% Due 7/15/2020	4,065.70	95.47	4,161.17
10/15/2018	Paydown	89238MAB4	16,919.59	Toyota Auto Receivables Owner 2017-A 1.42% Due 9/16/2019	1,318.85	16.77	1,335.62
10/18/2018	Paydown	43814UAG4	40,000.00	Honda Auto Receivables 2018-2 A3 3.01% Due 5/18/2022	825.58	96.21	921.79
10/24/2018	Interest	45950VLH7	225,000.00	International Finance Corp Note 2% Due 10/24/2022	0.00	2,250.00	2,250.00
10/25/2018	Interest	91159HHH6	140,000.00	US Bancorp Callable Note Cont 3/25/2019 2.2% Due 4/25/2019	0.00	1,540.00	1,540.00
10/31/2018	Interest	912828L99	180,000.00	US Treasury Note 1.375% Due 10/31/2020	0.00	1,237.50	1,237.50
10/31/2018	Interest	912828ST8	200,000.00	US Treasury Note 1.25% Due 4/30/2019	0.00	1,250.00	1,250.00
Oct 2018					581,948.33	15,062.79	597,011.12



Payment Date	Transaction Type	CUSIP	Quantity	Security Description	Principal Amount	Income	Total Amount
11/03/2018	Interest	00440EAT4	125,000.00	Chubb INA Holdings Inc Callable Note Cont 10/3/2020 2.3% Due 11/3/2020	0.00	1,437.50	1,437.50
11/06/2018	Interest	3135G0K69	180,000.00	FNMA Note 1.25% Due 5/6/2021	0.00	1,125.00	1,125.00
11/07/2018	Maturity	74005PBH6	135,000.00	Praxair Note 1.25% Due 11/7/2018	135,000.00	843.75	135,843.75
11/11/2018	Interest	369550BE7	135,000.00	General Dynamics Corp Note 3% Due 5/11/2021	0.00	2,025.00	2,025.00
11/15/2018	Paydown	47787XAB3	13,818.60	John Deere Owner Trust 2017-A A2 1.5% Due 10/15/2019	1,053.04	13.08	1,066.12
11/15/2018	Paydown	65479GAD1	80,000.00	Nissan Auto Receivables Owner 2018-B A3 3.06% Due 3/15/2023	3,214.62	178.37	3,392.99
11/15/2018	Paydown	89237RAB4	80,853.27	Toyota Auto Receivable 2017-C A2A 1.58% Due 7/15/2020	3,993.35	90.11	4,083.46
11/15/2018	Paydown	89238MAB4	16,919.59	Toyota Auto Receivables Owner 2017-A 1.42% Due 9/16/2019	1,281.07	15.21	1,296.28
11/15/2018	Paydown	89238BAB8	125,000.00	Toyota Auto Receivables Owner 2018-A A2A 2.1% Due 10/15/2020	6,498.23	182.73	6,680.96
11/15/2018	Paydown	47788BAB0	17,282.01	John Deere Owner Trust 2017-B A2A 1.59% Due 4/15/2020	1,147.05	17.98	1,165.03
11/15/2018	Paydown	47788BAD6	20,000.00	John Deere Owner Trust 2017-B A3 1.82% Due 10/15/2021	868.63	26.18	894.81
11/15/2018	Paydown	47788CAC6	35,000.00	John Deere Owner Trust 2016-B A4 2.66% Due 4/18/2022	732.15	72.73	804.88
11/15/2018	Paydown	47788EAC2	100,000.00	John Deere Owner Trust 2018-B A3 3.08% Due 11/15/2022	1,880.93	251.85	2,132.78
11/16/2018	Interest	166764BG4	135,000.00	Chevron Corp Callable Note Cont 4/15/2021 2.1% Due 5/16/2021	0.00	1,417.50	1,417.50
11/17/2018	Interest	3137EAEK1	200,000.00	FHLMC Note 1.875% Due 11/17/2020	0.00	1,875.00	1,875.00
11/18/2018	Paydown	43814UAG4	40,000.00	Honda Auto Receivables 2018-2 A3 3.01% Due 5/18/2022	827.65	94.14	921.79
11/20/2018	Interest	747525AD5	120,000.00	Qualcomm Inc Note 2.25% Due 5/20/2020	0.00	1,350.00	1,350.00
11/29/2018	Interest	3130AABG2	200,000.00	FHLB Note 1.875% Due 11/29/2021	0.00	1,875.00	1,875.00
11/30/2018	Interest	912828XR6	205,000.00	US Treasury Note 1.75% Due 5/31/2022	0.00	1,793.75	1,793.75
11/30/2018	Interest	3135G0F73	200,000.00	FNMA Note 1.5% Due 11/30/2020	0.00	1,500.00	1,500.00



Payment Date	Transaction Type	CUSIP	Quantity	Security Description	Principal Amount	Income	Total Amount
11/30/2018	Interest	912828VF4	200,000.00	US Treasury Note 1.375% Due 5/31/2020	0.00	1,375.00	1,375.00
Nov 2018					156,496.72	17,559.88	174,056.60
12/10/2018	Interest	313379Q69	200,000.00	FHLB Note 2.125% Due 6/10/2022	0.00	2,125.00	2,125.00
12/13/2018	Maturity	24422ESF7	60,000.00	John Deere Capital Corp Note 1.95% Due 12/13/2018	60,000.00	585.00	60,585.00
12/15/2018	Interest	912828R85	160,000.00	US Treasury Note 0.875% Due 6/15/2019	0.00	700.00	700.00
12/15/2018	Paydown	47788CAC6	35,000.00	John Deere Owner Trust 2016-B A4 2.66% Due 4/18/2022	733.58	71.11	804.69
12/15/2018	Paydown	89238BAB8	125,000.00	Toyota Auto Receivables Owner 2018-A A2A 2.1% Due 10/15/2020	6,315.54	171.35	6,486.89
12/15/2018	Paydown	47787XAB3	13,818.60	John Deere Owner Trust 2017-A A2 1.5% Due 10/15/2019	1,020.44	11.76	1,032.20
12/15/2018	Paydown	47788BAD6	20,000.00	John Deere Owner Trust 2017-B A3 1.82% Due 10/15/2021	846.90	24.87	871.77
12/15/2018	Paydown	47788EAC2	100,000.00	John Deere Owner Trust 2018-B A3 3.08% Due 11/15/2022	1,885.79	247.02	2,132.81
12/15/2018	Paydown	65479GAD1	80,000.00	Nissan Auto Receivables Owner 2018-B A3 3.06% Due 3/15/2023	3,146.50	170.18	3,316.68
12/15/2018	Paydown	89237RAB4	80,853.27	Toyota Auto Receivable 2017-C A2A 1.58% Due 7/15/2020	3,920.86	84.85	4,005.71
12/15/2018	Paydown	89238MAB4	16,919.59	Toyota Auto Receivables Owner 2017-A 1.42% Due 9/16/2019	1,243.20	13.69	1,256.89
12/15/2018	Paydown	47788BAB0	17,282.01	John Deere Owner Trust 2017-B A2A 1.59% Due 4/15/2020	1,101.28	16.46	1,117.74
12/18/2018	Paydown	43814UAG4	40,000.00	Honda Auto Receivables 2018-2 A3 3.01% Due 5/18/2022	829.73	92.06	921.79
12/31/2018	Interest	912828N30	160,000.00	US Treasury Note 2.125% Due 12/31/2022	0.00	1,700.00	1,700.00
Dec 2018					81,043.82	6,013.35	87,057.17
01/05/2019	Interest	3135G0S38	200,000.00	FNMA Note 2% Due 1/5/2022	0.00	2,000.00	2,000.00
01/06/2019	Interest	24422ETL3	125,000.00	John Deere Capital Corp Note 2.65% Due 1/6/2022	0.00	1,656.25	1,656.25
01/13/2019	Interest	3137EADB2	200,000.00	FHLMC Note 2.375% Due 1/13/2022	0.00	2,375.00	2,375.00
01/14/2019	Interest	3130A8QS5	185,000.00	FHLB Note 1.125% Due 7/14/2021	0.00	1,040.63	1,040.63



Payment Date	Transaction Type	CUSIP	Quantity	Security Description	Principal Amount	Income	Total Amount
01/15/2019	Paydown	47787XAB3	13,818.60	John Deere Owner Trust 2017-A A2 1.5% Due 10/15/2019	987.73	10.49	998.22
01/15/2019	Paydown	47788BAB0	17,282.01	John Deere Owner Trust 2017-B A2A 1.59% Due 4/15/2020	1,055.42	15.00	1,070.42
01/15/2019	Paydown	65479GAD1	80,000.00	Nissan Auto Receivables Owner 2018-B A3 3.06% Due 3/15/2023	3,078.13	162.15	3,240.28
01/15/2019	Paydown	89237RAB4	80,853.27	Toyota Auto Receivable 2017-C A2A 1.58% Due 7/15/2020	3,848.21	79.69	3,927.90
01/15/2019	Paydown	89238MAB4	16,919.59	Toyota Auto Receivables Owner 2017-A 1.42% Due 9/16/2019	1,205.21	12.22	1,217.43
01/15/2019	Paydown	47788CAC6	35,000.00	John Deere Owner Trust 2016-B A4 2.66% Due 4/18/2022	735.02	69.48	804.50
01/15/2019	Paydown	89238BAB8	125,000.00	Toyota Auto Receivables Owner 2018-A A2A 2.1% Due 10/15/2020	6,132.29	160.30	6,292.59
01/15/2019	Paydown	47788BAD6	20,000.00	John Deere Owner Trust 2017-B A3 1.82% Due 10/15/2021	825.15	23.58	848.73
01/15/2019	Paydown	47788EAC2	100,000.00	John Deere Owner Trust 2018-B A3 3.08% Due 11/15/2022	1,890.67	242.18	2,132.85
01/18/2019	Interest	4581X0CW6	200,000.00	Inter-American Dev Bank Note 2.125% Due 1/18/2022	0.00	2,125.00	2,125.00
01/18/2019	Paydown	43814UAG4	40,000.00	Honda Auto Receivables 2018-2 A3 3.01% Due 5/18/2022	831.81	89.98	921.79
01/19/2019	Interest	3133EAYP7	225,000.00	FFCB Note 1.95% Due 7/19/2022	0.00	2,193.75	2,193.75
01/20/2019	Interest	45950KCJ7	215,000.00	International Finance Corp Note 1.125% Due 7/20/2021	0.00	1,209.38	1,209.38
01/24/2019	Interest	91159HHP8	60,000.00	US Bancorp Callable Cont 12/23/2021 2.625% Due 1/24/2022	0.00	787.50	787.50
01/25/2019	Interest	808513AT2	125,000.00	Charles Schwab Corp Callable Note Cont 12/25/2022 2.65% Due 1/25/2023	0.00	1,656.25	1,656.25
01/30/2019	Interest	94974BGF1	100,000.00	Wells Fargo Corp Note 2.15% Due 1/30/2020	0.00	1,075.00	1,075.00
01/31/2019	Interest	912828P4	200,000.00	US Treasury Note 1.875% Due 7/31/2022	0.00	1,875.00	1,875.00
01/31/2019	Interest	912828N89	155,000.00	US Treasury Note 1.375% Due 1/31/2021	0.00	1,065.63	1,065.63
01/31/2019	Interest	912828TH3	200,000.00	US Treasury Note 0.875% Due 7/31/2019	0.00	875.00	875.00
Jan 2019					20,589.64	20,799.46	41,389.10



Payment Date	Transaction Type	CUSIP	Quantity	Security Description	Principal Amount	Income	Total Amount
02/01/2019	Interest	3137EADK2	240,000.00	FHLMC Note 1.25% Due 8/1/2019	0.00	1,500.00	1,500.00
02/12/2019	Interest	3137EAEC9	185,000.00	FHLMC Note 1.125% Due 8/12/2021	0.00	1,040.63	1,040.63
02/15/2019	Interest	22160KAG0	80,000.00	Costco Wholesale Corp Note 1.75% Due 2/15/2020	0.00	700.00	700.00
02/15/2019	Paydown	47788BAB0	17,282.01	John Deere Owner Trust 2017-B A2A 1.59% Due 4/15/2020	1,009.47	13.60	1,023.07
02/15/2019	Paydown	47788CAC6	35,000.00	John Deere Owner Trust 2016-B A4 2.66% Due 4/18/2022	736.45	67.86	804.31
02/15/2019	Paydown	47787XAB3	13,818.60	John Deere Owner Trust 2017-A A2 1.5% Due 10/15/2019	954.95	9.25	964.20
02/15/2019	Paydown	47788BAD6	20,000.00	John Deere Owner Trust 2017-B A3 1.82% Due 10/15/2021	803.34	22.33	825.67
02/15/2019	Paydown	47788EAC2	100,000.00	John Deere Owner Trust 2018-B A3 3.08% Due 11/15/2022	1,895.56	237.33	2,132.89
02/15/2019	Paydown	65479GAD1	80,000.00	Nissan Auto Receivables Owner 2018-B A3 3.06% Due 3/15/2023	3,009.48	154.30	3,163.78
02/15/2019	Paydown	89237RAB4	80,853.27	Toyota Auto Receivable 2017-C A2A 1.58% Due 7/15/2020	3,775.42	74.63	3,850.05
02/15/2019	Paydown	89238MAB4	16,919.59	Toyota Auto Receivables Owner 2017-A 1.42% Due 9/16/2019	1,167.13	10.79	1,177.92
02/15/2019	Paydown	89238BAB8	125,000.00	Toyota Auto Receivables Owner 2018-A A2A 2.1% Due 10/15/2020	5,948.50	149.57	6,098.07
02/17/2019	Interest	3135G0N82	185,000.00	FNMA Note 1.25% Due 8/17/2021	0.00	1,156.25	1,156.25
02/18/2019	Interest	3130A7CV5	140,000.00	FHLB Note 1.375% Due 2/18/2021	0.00	962.50	962.50
02/18/2019	Interest	857477AS2	100,000.00	State Street Bank Note 2.55% Due 8/18/2020	0.00	1,275.00	1,275.00
02/18/2019	Paydown	43814UAG4	40,000.00	Honda Auto Receivables 2018-2 A3 3.01% Due 5/18/2022	833.90	87.89	921.79
02/26/2019	Interest	3135G0J20	200,000.00	FNMA Note 1.375% Due 2/26/2021	0.00	1,375.00	1,375.00
02/28/2019	Interest	912828B90	180,000.00	US Treasury Note 2% Due 2/28/2021	0.00	1,800.00	1,800.00
02/28/2019	Interest	912828J43	215,000.00	US Treasury Note 1.75% Due 2/28/2022	0.00	1,881.25	1,881.25
02/28/2019	Interest	912828P87	200,000.00	US Treasury Note 1.125% Due 2/28/2021	0.00	1,125.00	1,125.00
Feb 2019					20,134.20	13,643.18	33,777.38



Payment Date	Transaction Type	CUSIP	Quantity	Security Description	Principal Amount	Income	Total Amount
03/01/2019	Interest	30231GAV4	120,000.00	Exxon Mobil Corp Callable Note Cont 2/1/2021 2.222% Due 3/1/2021	0.00	1,333.20	1,333.20
03/01/2019	Maturity	17275RAR3	180,000.00	Cisco Systems Note 2.125% Due 3/1/2019	180,000.00	1,912.50	181,912.50
03/08/2019	Interest	44932HAC7	125,000.00	IBM Credit Corp Note 2.2% Due 9/8/2022	0.00	1,375.00	1,375.00
03/11/2019	Interest	06406HCW7	145,000.00	Bank of New York Callable Note Cont 8/11/2019 2.3% Due 9/11/2019	0.00	1,667.50	1,667.50
03/15/2019	Interest	68389XBK0	115,000.00	Oracle Corp Callable Note Cont 8/01/21 1.9% Due 9/15/2021	0.00	1,092.50	1,092.50
03/15/2019	Interest	084670BQ0	130,000.00	Berkshire Hathaway Callable Note Cont 2/15/2021 2.2% Due 3/15/2021	0.00	1,430.00	1,430.00
03/15/2019	Paydown	47788BAD6	20,000.00	John Deere Owner Trust 2017-B A3 1.82% Due 10/15/2021	781.50	21.11	802.61
03/15/2019	Paydown	47788EAC2	100,000.00	John Deere Owner Trust 2018-B A3 3.08% Due 11/15/2022	1,900.45	232.47	2,132.92
03/15/2019	Paydown	47788BAB0	17,282.01	John Deere Owner Trust 2017-B A2A 1.59% Due 4/15/2020	963.43	12.26	975.69
03/15/2019	Paydown	47788CAC6	35,000.00	John Deere Owner Trust 2016-B A4 2.66% Due 4/18/2022	737.90	66.22	804.12
03/15/2019	Paydown	89238BAB8	125,000.00	Toyota Auto Receivables Owner 2018-A A2A 2.1% Due 10/15/2020	5,764.16	139.16	5,903.32
03/15/2019	Paydown	47787XAB3	13,818.60	John Deere Owner Trust 2017-A A2 1.5% Due 10/15/2019	922.07	8.06	930.13
03/15/2019	Paydown	65479GAD1	80,000.00	Nissan Auto Receivables Owner 2018-B A3 3.06% Due 3/15/2023	2,940.56	146.63	3,087.19
03/15/2019	Paydown	89237RAB4	80,853.27	Toyota Auto Receivable 2017-C A2A 1.58% Due 7/15/2020	3,702.49	69.65	3,772.14
03/15/2019	Paydown	89238MAB4	16,919.59	Toyota Auto Receivables Owner 2017-A 1.42% Due 9/16/2019	1,128.94	9.41	1,138.35
03/18/2019	Paydown	43814UAG4	40,000.00	Honda Auto Receivables 2018-2 A3 3.01% Due 5/18/2022	835.99	85.80	921.79
03/25/2019	Call	91159HHH6	65,000.00	US Bancorp Callable Note Cont 3/25/2019 2.2% Due 4/25/2019	65,000.00	595.83	65,595.83
03/31/2019	Interest	912828T34	185,000.00	US Treasury Note 1.125% Due 9/30/2021	0.00	1,040.63	1,040.63
03/31/2019	Interest	912828Q37	210,000.00	US Treasury Note 1.25% Due 3/31/2021	0.00	1,312.50	1,312.50
Mar 2019					264,677.49	12,550.43	277,227.92



Payment Date	Transaction Type	CUSIP	Quantity	Security Description	Principal Amount	Income	Total Amount
04/05/2019	Interest	3135G0T45	200,000.00	FNMA Note 1.875% Due 4/5/2022	0.00	1,875.00	1,875.00
04/06/2019	Interest	3133EHEZ2	200,000.00	FFCB Note 1.6% Due 4/6/2020	0.00	1,600.00	1,600.00
04/07/2019	Interest	3135G0Q89	160,000.00	FNMA Note 1.375% Due 10/7/2021	0.00	1,100.00	1,100.00
04/15/2019	Paydown	47787XAB3	13,818.60	John Deere Owner Trust 2017-A A2 1.5% Due 10/15/2019	889.11	6.91	896.02
04/15/2019	Paydown	89237RAB4	80,853.27	Toyota Auto Receivable 2017-C A2A 1.58% Due 7/15/2020	3,629.40	64.78	3,694.18
04/15/2019	Paydown	89238MAB4	16,919.59	Toyota Auto Receivables Owner 2017-A 1.42% Due 9/16/2019	1,090.64	8.08	1,098.72
04/15/2019	Paydown	47788BAD6	20,000.00	John Deere Owner Trust 2017-B A3 1.82% Due 10/15/2021	759.60	19.93	779.53
04/15/2019	Paydown	47788EAC2	100,000.00	John Deere Owner Trust 2018-B A3 3.08% Due 11/15/2022	1,905.37	227.59	2,132.96
04/15/2019	Paydown	89238BAB8	125,000.00	Toyota Auto Receivables Owner 2018-A A2A 2.1% Due 10/15/2020	5,579.28	129.07	5,708.35
04/15/2019	Paydown	47788BAB0	17,282.01	John Deere Owner Trust 2017-B A2A 1.59% Due 4/15/2020	917.28	10.98	928.26
04/15/2019	Paydown	65479GAD1	80,000.00	Nissan Auto Receivables Owner 2018-B A3 3.06% Due 3/15/2023	2,871.37	139.13	3,010.50
04/15/2019	Paydown	47788CAC6	35,000.00	John Deere Owner Trust 2016-B A4 2.66% Due 4/18/2022	739.34	64.59	803.93
04/18/2019	Paydown	43814UAG4	40,000.00	Honda Auto Receivables 2018-2 A3 3.01% Due 5/18/2022	838.09	83.70	921.79
04/24/2019	Interest	45950VLH7	225,000.00	International Finance Corp Note 2% Due 10/24/2022	0.00	2,250.00	2,250.00
04/25/2019	Maturity	91159HHH6	75,000.00	US Bancorp Callable Note Cont 3/25/2019 2.2% Due 4/25/2019	75,000.00	825.00	75,825.00
04/30/2019	Interest	912828L99	180,000.00	US Treasury Note 1.375% Due 10/31/2020	0.00	1,237.50	1,237.50
04/30/2019	Maturity	912828ST8	200,000.00	US Treasury Note 1.25% Due 4/30/2019	200,000.00	1,250.00	201,250.00
Apr 2019					294,219.48	10,892.26	305,111.74
05/03/2019	Interest	00440EAT4	125,000.00	Chubb INA Holdings Inc Callable Note Cont 10/3/2020 2.3% Due 11/3/2020	0.00	1,437.50	1,437.50
05/06/2019	Interest	3135G0K69	180,000.00	FNMA Note 1.25% Due 5/6/2021	0.00	1,125.00	1,125.00



Payment Date	Transaction Type	CUSIP	Quantity	Security Description	Principal Amount	Income	Total Amount
05/11/2019	Interest	369550BE7	135,000.00	General Dynamics Corp Note 3% Due 5/11/2021	0.00	2,025.00	2,025.00
05/15/2019	Paydown	47787XAB3	13,818.60	John Deere Owner Trust 2017-A A2 1.5% Due 10/15/2019	856.05	5.80	861.85
05/15/2019	Paydown	47788BAB0	17,282.01	John Deere Owner Trust 2017-B A2A 1.59% Due 4/15/2020	871.04	9.77	880.81
05/15/2019	Paydown	89237RAB4	80,853.27	Toyota Auto Receivable 2017-C A2A 1.58% Due 7/15/2020	3,556.17	60.00	3,616.17
05/15/2019	Paydown	89238MAB4	16,919.59	Toyota Auto Receivables Owner 2017-A 1.42% Due 9/16/2019	1,052.25	6.79	1,059.04
05/15/2019	Paydown	47788BAD6	20,000.00	John Deere Owner Trust 2017-B A3 1.82% Due 10/15/2021	737.65	18.78	756.43
05/15/2019	Paydown	47788EAC2	100,000.00	John Deere Owner Trust 2018-B A3 3.08% Due 11/15/2022	1,910.30	222.70	2,133.00
05/15/2019	Paydown	65479GAD1	80,000.00	Nissan Auto Receivables Owner 2018-B A3 3.06% Due 3/15/2023	2,801.90	131.81	2,933.71
05/15/2019	Paydown	47788CAC6	35,000.00	John Deere Owner Trust 2016-B A4 2.66% Due 4/18/2022	740.79	62.95	803.74
05/15/2019	Paydown	89238BAB8	125,000.00	Toyota Auto Receivables Owner 2018-A A2A 2.1% Due 10/15/2020	5,393.84	119.31	5,513.15
05/16/2019	Interest	166764BG4	135,000.00	Chevron Corp Callable Note Cont 4/15/2021 2.1% Due 5/16/2021	0.00	1,417.50	1,417.50
05/17/2019	Interest	3137EAEK1	200,000.00	FHLMC Note 1.875% Due 11/17/2020	0.00	1,875.00	1,875.00
05/18/2019	Paydown	43814UAG4	40,000.00	Honda Auto Receivables 2018-2 A3 3.01% Due 5/18/2022	840.19	81.60	921.79
05/20/2019	Interest	747525AD5	120,000.00	Qualcomm Inc Note 2.25% Due 5/20/2020	0.00	1,350.00	1,350.00
05/29/2019	Interest	3130AABG2	200,000.00	FHLB Note 1.875% Due 11/29/2021	0.00	1,875.00	1,875.00
05/30/2019	Interest	3135G0F73	200,000.00	FNMA Note 1.5% Due 11/30/2020	0.00	1,500.00	1,500.00
05/31/2019	Interest	912828VF4	200,000.00	US Treasury Note 1.375% Due 5/31/2020	0.00	1,375.00	1,375.00
05/31/2019	Interest	912828XR6	205,000.00	US Treasury Note 1.75% Due 5/31/2022	0.00	1,793.75	1,793.75
May 2019					18,760.18	16,493.26	35,253.44
06/10/2019	Interest	313379Q69	200,000.00	FHLB Note 2.125% Due 6/10/2022	0.00	2,125.00	2,125.00
06/15/2019	Maturity	912828R85	160,000.00	US Treasury Note 0.875% Due 6/15/2019	160,000.00	700.00	160,700.00



Payment Date	Transaction Type	CUSIP	Quantity	Security Description	Principal Amount	Income	Total Amount
06/15/2019	Paydown	89238BAB8	125,000.00	Toyota Auto Receivables Owner 2018-A A2A 2.1% Due 10/15/2020	5,207.85	109.87	5,317.72
06/15/2019	Paydown	65479GAD1	80,000.00	Nissan Auto Receivables Owner 2018-B A3 3.06% Due 3/15/2023	2,732.17	124.66	2,856.83
06/15/2019	Paydown	47787XAB3	13,818.60	John Deere Owner Trust 2017-A A2 1.5% Due 10/15/2019	822.91	4.73	827.64
06/15/2019	Paydown	47788BAB0	17,282.01	John Deere Owner Trust 2017-B A2A 1.59% Due 4/15/2020	824.70	8.62	833.32
06/15/2019	Paydown	47788BAD6	20,000.00	John Deere Owner Trust 2017-B A3 1.82% Due 10/15/2021	715.67	17.66	733.33
06/15/2019	Paydown	47788EAC2	100,000.00	John Deere Owner Trust 2018-B A3 3.08% Due 11/15/2022	1,915.24	217.79	2,133.03
06/15/2019	Paydown	89237RAB4	80,853.27	Toyota Auto Receivable 2017-C A2A 1.58% Due 7/15/2020	3,482.79	55.32	3,538.11
06/15/2019	Paydown	89238MAB4	16,919.59	Toyota Auto Receivables Owner 2017-A 1.42% Due 9/16/2019	1,013.75	5.54	1,019.29
06/15/2019	Paydown	47788CAC6	35,000.00	John Deere Owner Trust 2016-B A4 2.66% Due 4/18/2022	742.23	61.31	803.54
06/18/2019	Paydown	43814UAG4	40,000.00	Honda Auto Receivables 2018-2 A3 3.01% Due 5/18/2022	842.30	79.49	921.79
06/30/2019	Interest	912828N30	160,000.00	US Treasury Note 2.125% Due 12/31/2022	0.00	1,700.00	1,700.00
Jun 2019					178,299.61	5,209.99	183,509.60
07/05/2019	Interest	3135G0S38	200,000.00	FNMA Note 2% Due 1/5/2022	0.00	2,000.00	2,000.00
07/06/2019	Interest	24422ETL3	125,000.00	John Deere Capital Corp Note 2.65% Due 1/6/2022	0.00	1,656.25	1,656.25
07/13/2019	Interest	3137EADB2	200,000.00	FHLMC Note 2.375% Due 1/13/2022	0.00	2,375.00	2,375.00
07/14/2019	Interest	3130A8QS5	185,000.00	FHLB Note 1.125% Due 7/14/2021	0.00	1,040.63	1,040.63
07/15/2019	Paydown	47787XAB3	13,818.60	John Deere Owner Trust 2017-A A2 1.5% Due 10/15/2019	789.68	3.70	793.38
07/15/2019	Paydown	89237RAB4	80,853.27	Toyota Auto Receivable 2017-C A2A 1.58% Due 7/15/2020	3,409.27	50.73	3,460.00
07/15/2019	Paydown	89238MAB4	16,919.59	Toyota Auto Receivables Owner 2017-A 1.42% Due 9/16/2019	975.15	4.34	979.49
07/15/2019	Paydown	47788BAD6	20,000.00	John Deere Owner Trust 2017-B A3 1.82% Due 10/15/2021	693.64	16.57	710.21
07/15/2019	Paydown	47788EAC2	100,000.00	John Deere Owner Trust 2018-B A3 3.08% Due 11/15/2022	1,920.19	212.88	2,133.07



Payment Date	Transaction Type	CUSIP	Quantity	Security Description	Principal Amount	Income	Total Amount
07/15/2019	Paydown	65479GAD1	80,000.00	Nissan Auto Receivables Owner 2018-B A3 3.06% Due 3/15/2023	2,662.16	117.70	2,779.86
07/15/2019	Paydown	47788BAB0	17,282.01	John Deere Owner Trust 2017-B A2A 1.59% Due 4/15/2020	778.28	7.52	785.80
07/15/2019	Paydown	47788CAC6	35,000.00	John Deere Owner Trust 2016-B A4 2.66% Due 4/18/2022	743.69	59.66	803.35
07/15/2019	Paydown	89238BAB8	125,000.00	Toyota Auto Receivables Owner 2018-A A2A 2.1% Due 10/15/2020	5,021.30	100.76	5,122.06
07/18/2019	Interest	4581X0CW6	200,000.00	Inter-American Dev Bank Note 2.125% Due 1/18/2022	0.00	2,125.00	2,125.00
07/18/2019	Paydown	43814UAG4	40,000.00	Honda Auto Receivables 2018-2 A3 3.01% Due 5/18/2022	844.41	77.38	921.79
07/19/2019	Interest	3133EAYP7	225,000.00	FFCB Note 1.95% Due 7/19/2022	0.00	2,193.75	2,193.75
07/20/2019	Interest	45950KCJ7	215,000.00	International Finance Corp Note 1.125% Due 7/20/2021	0.00	1,209.38	1,209.38
07/24/2019	Interest	91159HHP8	60,000.00	US Bancorp Callable Cont 12/23/2021 2.625% Due 1/24/2022	0.00	787.50	787.50
07/25/2019	Interest	808513AT2	125,000.00	Charles Schwab Corp Callable Note Cont 12/25/2022 2.65% Due 1/25/2023	0.00	1,656.25	1,656.25
07/30/2019	Interest	94974BGF1	100,000.00	Wells Fargo Corp Note 2.15% Due 1/30/2020	0.00	1,075.00	1,075.00
07/31/2019	Interest	912828N89	155,000.00	US Treasury Note 1.375% Due 1/31/2021	0.00	1,065.63	1,065.63
07/31/2019	Interest	912828P4	200,000.00	US Treasury Note 1.875% Due 7/31/2022	0.00	1,875.00	1,875.00
07/31/2019	Maturity	912828TH3	200,000.00	US Treasury Note 0.875% Due 7/31/2019	200,000.00	875.00	200,875.00
Jul 2019					217,837.77	20,585.63	238,423.40
Total					2,275,516.13	170,103.30	2,445,619.43



Staff Report/Memorandum

To: TVMWD Board of Directors
From: Richard W. Hansen, General Manager *RH*
Date: August 15, 2018
Subject: YTD District Budget Monthly Status Report

<input type="checkbox"/> For Action	<input type="checkbox"/> Fiscal Impact	<input type="checkbox"/> Funds Budgeted
<input checked="" type="checkbox"/> Information Only	<input type="checkbox"/> Cost Estimate:	\$

Discussion:

Attached for your review is the YTD District Budget Status Report for period ending July 31, 2018.

THREE VALLEYS MUNICIPAL WATER DISTRICT				
DISTRICT BUDGET - FISCAL YEAR 2017-2018				
Month Ending July 31, 2018				
	2018-2019 YTD Actual	Annual Budget All Funds	2018-2019 Percent of Budget	2018-2019 Balance Remaining
REVENUES				
OPERATING REVENUES				
Water Sales	7,287,031	56,527,935	12.9%	49,240,904
MWD RTS Standby Charge	12,000	3,466,681	0.3%	3,454,681
MWD Capacity Charge Assessment	110,780	1,208,200	9.2%	1,097,420
TVMWD Fixed Charges	54,207	665,901	8.1%	611,694
Hydroelectric Revenue	1,270	34,583	3.7%	33,313
NON-OPERATING REVENUES				
Property Taxes	-	2,120,753	0.0%	2,120,753
Interest Income	18,126	151,600	12.0%	133,474
Pumpback O&M/Reservoir #2 Reimbursement	715	20,000	3.6%	19,285
Grants and Other Revenue	5,339	5,054	105.6%	(285)
TOTAL REVENUES	7,489,468	64,200,707	11.7%	56,711,239
EXPENSES				
OPERATING EXPENSES				
MWD Water Purchases	6,487,371	50,329,635	12.9%	43,842,264
MWD RTS Standby Charge	-	3,466,681	0.0%	3,466,681
Staff Compensation	357,203	4,309,457	8.3%	3,952,254
MWD Capacity Charge	-	1,208,200	0.0%	1,208,200
Operations and Maintenance	40,662	1,307,790	3.1%	1,267,128
Professional Services	57,283	437,004	13.1%	379,721
Directors Compensation	3,404	309,965	1.1%	306,561
Communication and Conservation Programs	6,504	185,700	3.5%	179,196
Planning & Resources	10	90,000	0.0%	89,990
Membership Dues and Fees	-	109,764	0.0%	109,764
Hydroelectric Facilities	187	42,500	0.4%	42,313
Board Elections	-	-	0.0%	-
NON OPERATING EXPENSES				
Pumpback O&M/Reservoir #2 Expenses	-	20,000	0.0%	20,000
RESERVE EXPENSES				
Reserve Replenishment	-	234,878	0.0%	234,878
CAPITAL INVESTMENT				
Capital Repair & Replacement	-	551,000	0.0%	551,000
Capital Investment Program	-	1,666,885	0.0%	1,666,885
TOTAL EXPENSES	6,952,624	64,269,459	10.8%	57,316,835
NET INCOME (LOSS) BEFORE TRANSFERS	536,844	(68,752)		(605,596)
TRANSFER IN FROM DEBT RESERVES				-
TRANSFER FROM/(TO) CAPITAL RESERVES		97,132		97,132
TRANSFER IN FROM CAPITAL RESERVES				-
TRANSFER IN FROM OPPORTUNITY RESERVE				-
TRANSFER IN FROM ENCUMBERED RESERVES				-
NET INCOME (LOSS) AFTER TRANSFERS	\$ 536,844	\$ 28,380		\$ (508,464)

***This budget is prepared on a modified cash-basis of accounting, which is a basis of accounting other than generally accepted accounting principles (GAAP).*



Staff Report/Memorandum

To: TVMWD Board of Directors
From: Richard W. Hansen, General Manager *RH*
Date: August 15, 2018
Subject: Warrant Summary Disbursements

<input checked="" type="checkbox"/>	For Action	<input type="checkbox"/>	Fiscal Impact	<input checked="" type="checkbox"/>	Funds Budgeted
<input type="checkbox"/>	Information Only	<input type="checkbox"/>	Cost Estimate:	\$	5,589,660.59

Requested Action:

Receive and file the Warrant Summary (Disbursements) for the period ending July 31, 2018 as presented.

Discussion:

The monthly disbursements list is provided for your information.

General checks 48354 through 48486 totaling \$945,190.81 are listed on pages 1 to 6.

MWD May water invoice totaling \$4,357,455.50 is listed on page 6.

Wire transfers for taxing agencies and PERS totaling \$97,974.32 are listed on pages 6 to 7.

Total payroll checks 11963 through 12019 totaling \$189,039.96 are listed on page 7.

Chase Card Services invoice detail is listed on page 8.

Umpqua Bank invoice detail is listed on page 8.



THREE VALLEYS MUNICIPAL WATER DISTRICT
Warrant List
July 2018

General Checks 48354 through 48486
Payroll Wire Transfer 2549 through 2562
Payroll Checks 11963 through 12019

Check Number	Vendor	Description	Paid Amount
48354	CCS INTERACTIVE	QUARTERLY WEB SITE HOSTING JUL - SEPT 2018	174.00
48355	CLAREMONT COURIER	NEWSPAPER SUBSCRIPTION - BOWCOCK	61.00
48356	FAULK, GEORGE	RETIREE HEALTH BENEFITS - JUL	355.00
48357	INTERFACE SECURITY SYSTEMS LLC	EOC WIRELESS BROADBAND SERVICE 7/1/18 - 7/31/18	134.88
48358	JAN-PRO CLEANING SYS OF SO CA	JANITORIAL SERVICE - JUL	545.00
48359	KRIEDEL, BETTY	RETIREE HEALTH BENEFITS - JUL	112.00
48360	LAREZ, MARY PAT	RETIREE HEALTH BENEFITS - JUL	114.00
48361	MILLER, PAMELA	8/22-24/18 MASTER MUNICIPAL CLERK & CLERK OF THE BOARD ACADEMY - HAHN	1,150.00
48362	TUNQUE, DOMINGO	RETIREE HEALTH BENEFITS - JUL	134.00
48363	AVS SYSTEMS	CAMERAS INSTALL/UPGRADED/LIGHT POLES CAMERAS & LIGHTING INSTALL/EXTENDED WIRELES	27,207.58
48364	AZUSA LIGHT & WATER	ELECTRIC UTILITY - 5/14/18 TO 6/11/18	16.15
48365	CROWELL, JEFFERSON	EOC MAGNETIC DRY ERASE BOARD W/PRINTED DRY ERASE VINYL & ALUMINUM DISPLAY	1,825.10
48366	EDISON	MIRAMAR - JUN	107.70
48367	HAAKER EQUIPMENT CO.	SEWER CLEANER RENTAL	1,095.00
48368	LIGHT BULBS ETC.	PHOTOCELL TWISTLOCKS	27.97
48369	RED WING BUSINESS ADVNTGE ACCT	SAFETY FOOTWEAR - ENSIGN	200.00
48370	UPS	RETURN PRECISION WEIGHTS FOR CALIBRATION	20.37
48371	BRENNTAG PACIFIC, INC.	SODIUM HYDROXIDE	10,230.77
48372	CALPERS, FISCAL SERVICES DIVISION	1959 SURVIVOR BENEFIT FY 2017-2018	1,508.00
48373	D & H WATER SYSTEMS INC.	FLEXAPRENE TUBE WITH COMPRESSION NUT FITTING	308.95
48374	DE LAGE LANDEN FIN SVCS, INC.	POSTAGE METER LEASING CHARGES 6/15/18 - 7/14/18	106.06
48375	EDISON	MIRAMAR/WILLIAMS/FULTON/PM-26/SCADA/PUMPBACK - JUN	1,675.36
48376	GENTRY, JASON R	ELECTRICAL SERVICES - CONDUITS/NEW BREAKER INSTALL FOR SLUDGE PUMP	1,453.97



THREE VALLEYS MUNICIPAL WATER DISTRICT
Warrant List
July 2018

Item B

General Checks 48354 through 48486
Payroll Wire Transfer 2549 through 2562
Payroll Checks 11963 through 12019

Check Number	Vendor	Description	Paid Amount
48377	HACH COMPANY	AMMONIA/MONOCHLORAMINE REAGENT/ACIDIC SURFACTANT WASH	315.99
48378	KEMIRA WATER SOLUTIONS, INC.	PAX-XL19	12,949.20
48379	LIZ COHN	REPLENISH PETTY CASH - MEETINGS/SEMINARS/VEHICLE SUPPLIES/MAINT SUPPLIES	308.01
48380	OFFICE DEPOT	BATHROOM TISSUE PAPER/MULTIFOLD PAPER TOWELS/TRASH CAN LINERS	241.94
48381	QUINN COMPANY	HANDLES FOR CATERPILLAR	114.02
48382	ULINE	IBC SPILL CONTAINMENT PALLET	1,479.98
48383	ARMSTRONG & WALKER, LANDSCAPE ARCHITECTURE	ADMIN BLDG LANDSCAPE PROJECT - CONSULTING SERVICES/LANDSCAPE DESIGN/RENOVATION	4,165.00
48384	CORP OF PRESIDNG BISHOP CHURCH, OF CHRIST LATTER-DAY	GRAND AVE WELL PROJECT - TEMPORARY USE AGREEMENT W/LDS CHURCH MAY/JUN	2,000.00
48385	JEFFREY C. SCHENKEL, DBA SOUTH COAST MEDIA SVC	OUTREACH AD	564.00
48386	LINTHICUM, JAMES	6/24-26/18 CSDA GM LEADERSHIP SUMMIT MILEAGE/EXPENSES	687.84
48387	TIME WARNER CABLE	BROADBAND SERVICES - WILLIAMS/PLANT 2/FULTON 6/9/18 - 7/20/18	269.97
48388	TREAT, BRIAN	ADMIN BLDG LANDSCAPE PROJECT - RETENTION/30 DAY MAINT PERIOD	1,419.50
48389	CLAREMONT CHAMBER OF COMMERCE	MEMBERSHP DUES	425.00
48390	JCI JONES CHEMICALS, INC.	CHLORINE	5,451.95
48391	LINCOLN FINANCIAL GROUP	401A DEFRD: JUNE 29 PAYROLL	200.00
48392	LINCOLN LIFE, EMPL SVCS(5H-26)	457 DEFRD: JUNE 29 PAYROLL	10,870.83
48393	MC MASTER-CARR SUPPLY COMPANY	STEEL STUD ANCHORS	113.69
48394	SAN GABRIEL VALLEY CO OF GOVTS	MEMBERSHIP DUES FY 2018-2019	11,330.74
48395	STATE OF CALIF, DEPT. OF TRANSPORTATION	IMAGES OF INDIAN HILL PROPERTY	10.00
48396	VERIZON WIRELESS	CELLULAR & IPAD SERVICES/MOBILE BROADBAND 6/26/18 - 7/25/18	513.84
48397	ALFA LAVAL	SEAM WIRE	46.26
48398	D & H WATER SYSTEMS INC.	PUMPS	512.46
48399	EDISON	MIRAMAR/WILLIAMS/FULTON - JUN	6,392.71
48400	GAS COMPANY	FULTON SERVICE 6/04/18 - 7/03/18	14.30



THREE VALLEYS MUNICIPAL WATER DISTRICT
 Warrant List
 July 2018
 General Checks 48354 through 48486
 Payroll Wire Transfer 2549 through 2562
 Payroll Checks 11963 through 12019

Item B

Check Number	Vendor	Description	Paid Amount
48401	GRAINGER	CRIMPED WIRE WHEEL/CORROSIVE PLACARD/RADIAL BEARING DOUBLE SHIELD	56.36
48402	HAAKER EQUIPMENT CO.	SEWER CLEANER RENTAL	1,095.00
48403	HACH COMPANY	STABL CAL AMPULE KIT/POTASSIUM HYDROXIDE/NEOPRENE STOPPER	391.74
48404	LITCHFIELD, MATTHEW H.	MILEAGE EXPENSE JUN	112.82
48405	LOWE'S	DOOR WEATHERSTRIPS/FIBERGLASS RESIN/CLOTH/CONCRETE MIX/KITCHEN FAUCET/GLOVES	371.71
48406	MCR TECHNOLOGIES, INC.	ABB WATERMASTER FLOW METER	6,149.65
48407	PAPER RECYCLING & SHREDDING	ON-SITE SHREDDING OF DOCUMENTS	108.00
48408	QUINN COMPANY	GASKETS/LATCH/BUSH	89.44
48409	RC'S FLOOR & CARPET CARE, ROBERT C. CROWLEY	BUFF FLOORS	250.00
48410	REDI-RELIEF FIRST AID & SAFETY, INC.	FIRST AID KITS/IBUPROFEN/PAIN TERMINATOR/EYEWASH/CLARITAN/BURN SPRAY/WIPES/PEPTO	190.94
48411	BRUNICK, MCELHANEY & KENNEDY	LEGAL FEES - JUN	11,245.00
48412	CHASE CARD SERVICES	CHASE CARD SERVICES INVOICE DETAIL - LAST PAGE	4,492.90
48413	HOWIE, KIRK	MILEAGE EXPENSE APR/MAY/JUN	107.91
48414	UMPQUA BANK	UMPQUA BANK INVOICE DETAIL - LAST PAGE	31,378.79
48415	ACWA/JPIA	WORKER'S COMPENSATION 04/01/18 - 06/30/18	10,533.71
48416	ASCO POWER SERVICES, INC.	SERVICE MAINTENANCE AGREEMENT FOR GENERATOR 6/26/18 - 6/25/19	1,190.00
48417	CANNON CORPORATION	RESERVOIR PUMP STATION BIDDING/CONSTRCT SVCS/HYDROPNEUMATIC TANK DOCS - JUN	1,517.25
48418	CARQUEST AUTO PARTS	WILLIAMS HYDRO FAN BELT	20.78
48419	CITY OF CLAREMONT	REFUSE PICKUP/STREET SWEEPING - JUN	144.17
48420	DENALI WATER SOLUTIONS, LLC	SLUDGE REMOVAL - JUN	4,056.81
48421	EDISON	MIRAMAR - JUN	241.45
48422	GENTRY, JASON R	ELECTRICAL SERVICES - POWER CONNECTED FOR CAMERA POLES	264.00
48423	INLAND VALLEY DAILY BULLETIN	NOTICE OF PUBLIC HEARING AND INTENT TO ADOPT FY 18-19 WATER STANDBY CHARGE	3,359.50
48424	KEMIRA WATER SOLUTIONS, INC.	PAX-XL19	11,912.40



THREE VALLEYS MUNICIPAL WATER DISTRICT
Warrant List
July 2018

Item B

General Checks 48354 through 48486
Payroll Wire Transfer 2549 through 2562
Payroll Checks 11963 through 12019

Check Number	Vendor	Description	Paid Amount
48425	KENNEDY/JENKS CONSULTANTS	JWL FLOW CONTROL VALVE DESIGN SERVICES THROUGH JUNE 25, 2018	10,377.50
48426	LSA ASSOCIATES, INC.	SASG ANNUAL HABITAT ASSESSMENTS - MAY 31, 2018	1,252.91
48427	MICHAEL J ARNOLD & ASSOC, INC.	LEGISLATIVE CONSULTANT JUL/JUN EXPENSES	84.00
48428	MIDPOINT BEARING	KOYO RADIAL BALL BEARING	16.64
48429	POLYDYNE, INC	CLARIFLOC	11,650.00
48430	PRIME SYSTEMS IND AUTOMATION	SCADA/FULTON & WILLIAMS HYDROS PROGRAMMING/METER CALIBRATIONS/DDW MONTHLY REPORT	12,852.00
48431	R & B AUTOMATION, INC.	SG AUMA ACTUATOR REPLACEMENT	6,190.38
48432	RED WING BUSINESS ADVNTGE ACCT	SAFETY FOOTWEAR - SUAREZ	200.00
48433	REGNL CHAMBER OF COMMERCE SGV	6/22/18 INSTALLATION DINNER - GOYTIA 6/28/18 HR SEMINAR SERIES - GOYTIA/MENDOZA	140.00
48434	S.G. VALLEY NEWSPAPER GROUP	NOTICE OF PUBLIC HEARING AND INTENT TO ADOPT FY 18-19 WATER STANDBY CHARGE	1,258.00
48435	SAM'S CLUB	OFFICE/JANITORIAL/DVL TOUR SUPPLIES	319.83
48436	SAN ANTONIO WATER COMPANY	WATER AVAILABILITY CHARGE 4/30/18 - 6/30/18	4.00
48437	SAN GABRIEL VALLEY MWD	WATER DELIVERY TO NORTH AZUSA CONNECTION APR/MAY/JUN	11,680.00
48438	SOUTH COAST A.Q.M.D.	I C E EM ELEC GEN-DIESEL/FLAT FEE FOR LAST FISCAL YEAR EMISSIONS	538.58
48439	SOUTH WEST PUMP & DRILLING INC	GRAND AVE WELL DRILLING/WELL CASING/WALL HSLA STEEL FUL-FLO SCREEN - JUN	324,005.10
48440	STEPHEN DORECK, EQUIPMENT RENTALS, INC.	REMOVE AND REPLACE 18" BUTTERFLY VALVE AT 908 BASELINE AVE	42,097.10
48441	SWRCB	LABORATORY ACCREDITATION FEES	2,741.00
48442	SYNCB/AMAZON	RING BINDERS/UPS REPLACEMENT BATTERIES/THERMAL PAPER/MEASURING TAPE/PENS	364.44
48443	THOMAS HARDER & CO.	GRAND AVE WELL-ENGR DESIGN/ANALYSIS/CONSTRUCTION MGMT/INSPECTION	21,130.96
48444	UNDERGROUND SERVICE ALERT	DIGALERT TICKETS - JUN	77.65
48445	WEX BANK	FUEL 6/1/18 - 6/30/18	1,278.75
48446	ACWA/JPIA	ACWA EMPLOYEE BENEFITS - AUGUST 2018	48,195.91
48447	CRYSTAL CLEAR WINDOWS	WINDOW CLEANING	300.00
48448	GRAINGER	AGRICULTURAL FAN MOTOR	186.70



THREE VALLEYS MUNICIPAL WATER DISTRICT
 Warrant List
 July 2018

Item B

General Checks 48354 through 48486
 Payroll Wire Transfer 2549 through 2562
 Payroll Checks 11963 through 12019

Check Number	Vendor	Description	Paid Amount
48449	HACH COMPANY	WATER TESTING CONTROLLER	2,024.29
48450	LINCOLN FINANCIAL GROUP	401A DEFRD: JULY 13 PAYROLL	200.00
48451	LINCOLN LIFE, EMPL SVCS(5H-26)	457 DEFRD: JULY 13 PAYROLL	10,870.83
48452	MICHAEL J ARNOLD & ASSOC, INC.	LEGISLATIVE CONSULTANT JUL/JUN EXPENSES	6,000.00
48453	NTENSETEES	OPERATIONS T-SHIRTS WITH LOGO	595.65
48454	SCWC	2018-2019 MEMBERSHIP DUES	5,000.00
48455	SCWUA	7/26/18 BREAKFAST MEETING - GOYTIA, BOWCOCK, RUZICKA, MENDOZA, LITCHFIELD	150.00
48456	AFLAC	AFLAC SUPP. INS: JULY 2018 (EMPLOYEE REIMBURSED)	1,270.78
48457	CALPERS, FISCAL SERVICES DIVISION	ANNUAL UNFUNDED ACCRUED LIABILITY	172,924.00
48458	CANON FINANCIAL SERVICES, INC.	COPY MACHINE LEASE - JUL	1,595.96
48459	CLS LANDSCAPE MANAGEMENT	LANDSCAPE MAINTENANCE - JUL	2,965.00
48460	EUROFINS EATON ANALYTICAL	LABORATORY TESTING - WTP	60.00
48461	JCI JONES CHEMICALS, INC.	CHLROINE	5,451.95
48462	LIEBERT CASSIDY WHITMORE	MEMBERSHIP DUES 7/01/18 THROUGH 6/30/19	3,450.00
48463	LINCOLN LIFE, EMPL SVCS(5H-26)	457 DEFRD: BOARD-JULY 2018	4,330.53
48464	RELIANCE STANDARD LIFE INS.	LT DISAB: JULY 2018	1,135.93
48465	SCWUA	7/26/18 BREAKFAST MEETING - DE JESUS	30.00
48466	JOHN ROBINSON CONSULTING, INC	CONSULTING SERVICES - SIX BASINS GRANT FUNDING SUPPORT	3,600.00
48467	METROPOLITAN WATER DISTRICT	6/13/18 REACH INSPECTION TOUR EXPENSES	3,210.20
48468	AZUSA LIGHT & WATER	ELECTRIC UTILITY - 6/11/18 TO 7/11/18	19.49
48469	SOUTHERN CALIFORNIA EDISON	FULTON HYDRO CONTRACT CHARGES FROM NOV 2017 TO MAY 2018	6,887.16
48470	EUROFINS EATON ANALYTICAL	LABORATORY TESTING - TOC	1,410.00
48471	FEDEX	RETURN FILTER TURBIDITY CONTROLLER	14.18
48472	FRONTIER	DSL FOR SCADA 7/10/18 - 8/9/18	91.98



THREE VALLEYS MUNICIPAL WATER DISTRICT
Warrant List
July 2018

Item B

General Checks 48354 through 48486
Payroll Wire Transfer 2549 through 2562
Payroll Checks 11963 through 12019

Check Number	Vendor	Description	Paid Amount
48473	INTERFACE SECURITY SYSTEMS LLC	EOC WIRELESS BROADBAND SERVICE 8/1/18 - 8/31/18	134.88
48474	LARRY BURKE ENTERPRISES DBA	BATTERY	27.91
48475	PATTON SALES CORP.	GALVANIZED HR SHEET/RIGID POLY/SWIVEL POLY	171.26
48476	POLYDYNE, INC	CLARIFLOC	3,152.50
48477	TOOLSRSUS	CUT-OFF WHEEL METAL	34.13
48478	BRENNTAG PACIFIC, INC.	SODIUM HYDROXIDE	10,352.41
48479	CARBOLINE COMPANY	CARBOTHANE	134.19
48480	EDISON	MIRAMAR - JUL	72.09
48481	GRAINGER	RED PASS PLUS MEMBERSHIP	141.25
48482	LEWIS ENGRAVING, INC	BADGE ENGRAVING - BURROUGHS, HERNANDEZ, LARSON	41.80
48483	LINCO	CERTIFICATE FRAMES	586.92
48484	OFFICE DEPOT	LABEL MAKER TAPE/INK CARTRIDGES	181.88
48485	TELEPACIFIC COMMUNICATIONS	TELEPHONE SERVICE 7/16/18 - 8/15/18	1,394.76
48486	TROEMNER	RECAL ANALYTICAL IND WEIGHTS CERTIFICATE/CALIBRATION	295.03
TOTAL AMOUNT OF CHECKS LISTED			\$ 945,190.81
12780	METROPOLITAN WATER DISTRICT	MAY 2018 MWD WATER INVOICE	4,357,455.50
TOTAL AMOUNT OF WIRE TRANSFERS			\$ 4,357,455.50
2549	FEDERAL TAX PAYMENT	FED TAX: JUNE 29 PAYROLL	22,643.89
2550	WAGeworks	HEALTH SAVINGS ACCT: JUNE 29 PAYROLL	1,651.33
2551	PUBLIC EMPLOYEES RETIREMENT SY	PERS CONTR: JUNE 29 PAYROLL	17,132.78
2552	STATE TAX PAYMENT	STATE TAX: JUNE 29 PAYROLL	8,119.60
2553	CALPERS-457 PLAN	PERS-457 DEFERRED COMP/EMPL LOAN: JUNE 29 PAYROLL	2,841.39



THREE VALLEYS MUNICIPAL WATER DISTRICT
Warrant List
July 2018

Item B

General Checks 48354 through 48486
Payroll Wire Transfer 2549 through 2562
Payroll Checks 11963 through 12019

Check Number	Vendor	Description	Paid Amount
2554	FEDERAL TAX PAYMENT	FED TAX: JULY 13 PAYROLL	14,983.30
2555	WAGeworks	HEALTH SAVINGS ACCT: JULY 13 PAYROLL	1,651.33
2556	PUBLIC EMPLOYEES RETIREMENT SY	PERS CONTR: JULY 13 PAYROLL	18,103.13
2557	STATE TAX PAYMENT	STATE TAX: JULY 13 PAYROLL	5,875.10
2558	CALPERS-457 PLAN	PERS-457 DEFERRED COMP: JULY 13 PAYROLL	2,680.00
2559	FEDERAL TAX PAYMENT	FED TAX: BOARD-JULY 2018	1,119.52
2560	WAGeworks	HEALTH SAVINGS ACCT: BOARD-JULY 2018	509.58
2561	STATE TAX PAYMENT	STATE TAX: BOARD-JULY 2018	348.37
2562	CALPERS-457 PLAN	PERS-457 DEFERRED COMP: BOARD-JULY 2018	315.00
TOTAL AMOUNT OF PAYROLL WIRE TRANSFERS LISTED			\$ 97,974.32
PAYROLL SUMMARY			
Check# 11963 - 12019			\$ 189,039.96
TOTAL July 2018 CASH DISBURSEMENTS			\$ 5,589,660.59



THREE VALLEYS MUNICIPAL WATER DISTRICT
 Warrant List
 July 2018
 Chase Card Services Invoice Detail Check 48412
 Umpqua Bank Invoice Detail Check 48414

Item B

Check Number	Vendor	Description	Paid Amount
48412	BIA BALDY VIEW CHAPTER	8/10/18 SAN BERNARDINO COUNTY WATER CONFERENCE - DE JESUS	125.00
48412	CALPERS	10/22-24/18 EDUCATIONAL FORUM - COHN	349.00
48412	CA-NV AWWA	6/26/18 WORKSHOP CANCELLATION	(390.00)
48412	CLAREMONT CHAMBER OF COMMERCE	6/12/18 BUSINESS OVER BREAKFAST - BOWCOCK	20.00
48412	CSDA	9/24-27/18 ANNUAL CONFERENCE - LITCHFIELD	225.00
48412	LIEBERT CASSIDY WHITMORE	6/27/18 LIFE AFTER RETIREMENT WEBINAR - HOWIE	100.00
48412	MISCELLANEOUS VENDORS	EVENTS REGISTRATIONS & EXPENSES - JUN	3,139.05
48412	MY PARKING SIGN	PROPERTY SIGNS	95.80
48412	POMONA CHAMBER OF COMMERCE	7/12/18 INSTALLATION DINNER - GOYTIA	50.00
48412	PREMIERE GLOBAL SERVICES	EFFLUENT RESERVOIR PUMP PROJECT TELECONFERENCE	6.78
48412	SIEBER SYSTEMS INC.	ANNUAL ROBOFORM PASSWORD SUBSCRIPTION	19.95
48412	SYNCB/AMAZON	WIRELESS KEYBOARD & MOUSE COMBOS	98.52
48412	THE NELAC	TECHNICAL TRAINING SERIES - HARBERSON	180.00
48412	YALE/CHASE EQUIPMENT & SERVICE	DISTRICT VEHICLE CABLE REPAIR	473.80
TOTAL AMOUNT OF CHASE CARD SERVICES INVOICE			\$ 4,492.90
48414	ACCENT COMPUTER SOLUTIONS, INC.	IT SERVICES-JUN/PROTECH BACKUP/LAPTOP/INTERNET SERVICE/SECURITY SOFTWARE	7,054.03
48414	AIRGAS SPECIALTY PRODUCTS	AMMONIA	2,140.45
48414	ALPINE TECHNICAL SERVICES, LLC	EARTHTECH	18,000.36
48414	CLINICAL LABORATORY OF SB	LABORATORY TESTING - APR/MAY	570.00
48414	FRANCOTYP-POSTALIA, INC.	POSTBASE METER RENTAL	111.69
48414	GROUND CONTROL SYSTEMS, INC.	IDIRECT EMERGENCY RESPONDER SERVICES FEE - MAY	279.00
48414	SHERATON FAIRPLEX	5/31/18 LEADERSHIP BREAKFAST	2,331.29
48414	TRUESDAIL LABORATORIES, INC.	LABORATORY TESTING FOR THMS	400.00
48414	VWR INTERNATIONAL INC.	AUTOCLAVE BAGS/CYLINDER/TRYPHONE GLUECOSE EXTRACT/BUFFER SOLUTIONS	491.97
TOTAL AMOUNT OF UMPQUA BANK INVOICE			\$31,378.79

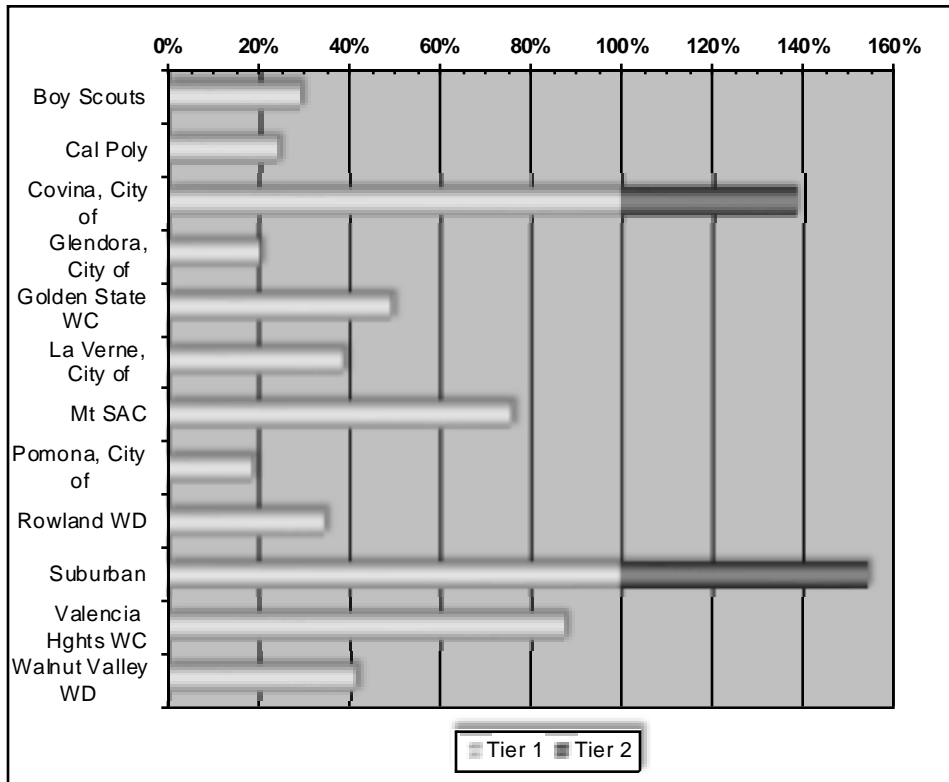


**Tier 1 Balance (in Acre-Feet)
Calendar Year 2018
(through July 2018)**

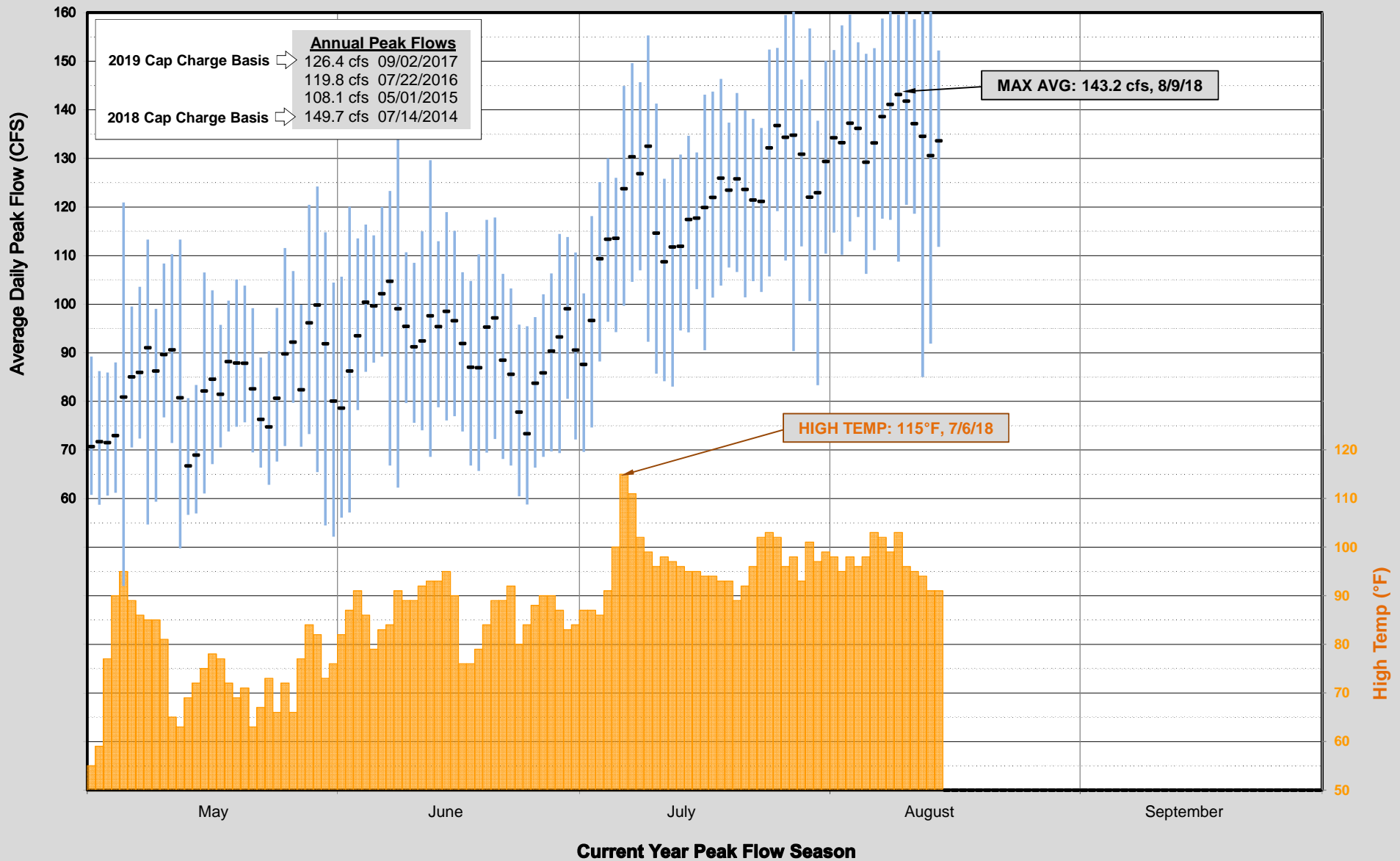
Agency	Tier 1 Allocation	Usage		Balance
		Direct	Spreading	
Boy Scouts of America	36	10.1	0.0	25.5
Cal Poly Pomona	269	63.3	0.0	205.7
Covina, City of *	1,568	2,165.6	0.0	-597.6
Glendora, City of *	4,101	149.8	670.0	3,281.6
Golden State Water Company *	15,714	7,717.3	0.0	7,996.6
La Verne, City of	8,026	3,095.5	0.0	4,930.8
Mt San Antonio College	699	528.6	0.0	170.4
Pomona, City of *	7,052	1,309.1	0.0	5,743.1
Rowland Water District *	14,741	5,051.9	0.0	9,689.1
Suburban Water Systems *	1,961	3,027.0	0.0	-1,066.0
Three Valleys MWD	NA		3,385.7	NA
Valencia Heights Water Co *	464	404.1	0.0	59.9
Walnut Valley Water District *	26,057	10,664.8	0.0	15,391.9

* Deliveries to JWV are assigned to Pomona, RWD, and WVWD.
 Deliveries to PM-24 are assigned to Suburban, VHWC, and WVWD.
 Deliveries to CIC are assigned to Covina, Glendora, GSWC, SWS, and VHWC.
 Quantities apportioned to above agencies are preliminary based on available data.

TVMWD Tier 1 Allowable = 80,688
MWD Tier 1 Deliveries = 37,337
TVMWD Tier 1 Balance = 43,351 **Overage by Individual Agencies = -1,663.6**



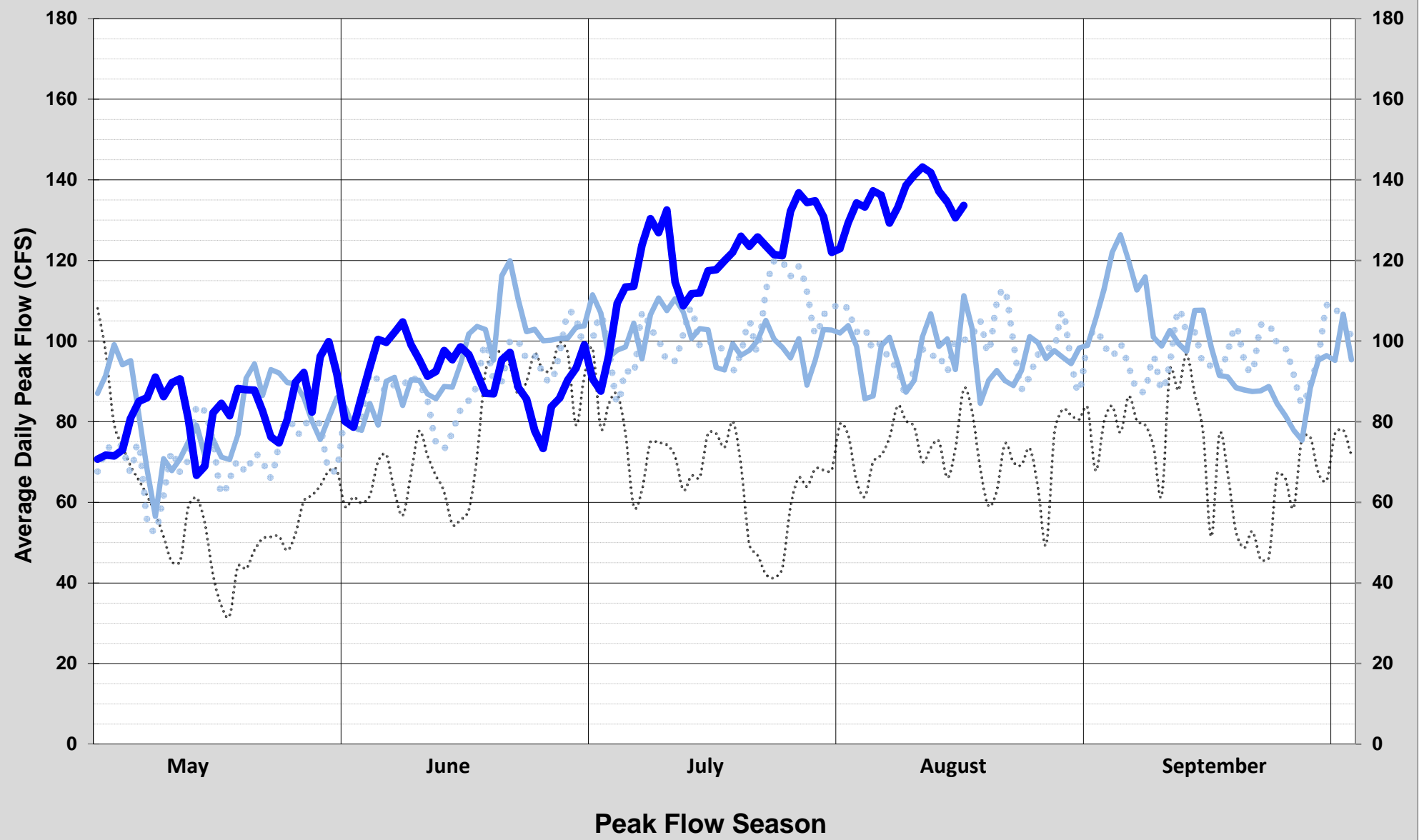
Average Daily Peak Flow Values (May 1 - Sep 30)



Date	MtSAC PM-01	Glendora PM-06	GSWC PM-07	Cal Poly PM-08	RWD PM-09	WVWD PM-10	Pomona PM-11	WVWD PM-12	BSA PM-14	JWL PM-15A	JWL PM-15B	GSWC PM-16	Glendora PM-18	Covina PM-19	TVMWD PM-21	RWD PM-22	Glendora PM-23	WVWD PM-24	Spread PM-26	CIC PM-SG	TOTAL
8/14/18	0.8	0.0	3.8	0.0	0.0	4.7	0.0	0.0	0.0	0.0	25.2	7.8	0.8	0.0	38.1	8.0	1.3	23.4	0.0	19.7	133.6
8/13/18	0.9	0.0	5.0	0.0	0.0	5.0	0.0	0.0	0.0	5.4	11.0	8.4	2.6	0.0	37.3	9.0	2.4	23.8	0.0	19.8	130.6
8/12/18	0.8	0.0	3.8	0.0	0.0	3.4	0.0	0.0	0.0	1.3	24.6	6.6	1.2	0.0	37.8	9.9	2.0	23.6	0.0	19.6	134.6

Comparison of Current Daily Peak Flow to Prior Years (May 1 - Sep 30)

..... 2015 (108.1 cfs, 5/1/15) ••••• 2016 (119.8 cfs, 7/22/16) — 2017 (126.4 cfs, 9/2/17) — 2018 Avg Peak Flow



**Three Valleys Municipal Water District
Miramar Operations Report**

JULY 2018

Water Quality

The treatment plant produced treated water that met or exceeded state and federal drinking water standards.

Water quality data for the month of July (results of the combined filter effluent)

		<u>Units</u>	<u>Results</u>	<u>Limits</u>	
Turbidity	TU	NTU	0.06	0.3	<i>Results should be less than limits to comply</i>
Total Dissolved Solids	TDS	mg/l	290	500	
Total Trihalomethanes	TTHM	µg/l	43.90-46.00	80	<i>Ranges from 4 distribution locations (Jun results)</i>
Haloacetic Acids	HAA	µg/l	16.10-17.00	60	
		<u>Units</u>	<u>Results</u>	<u>Minimum Limit</u>	
Total Organic Carbon	TOC	RAA Ratio	1.11	1.00	<i>* RAA Results should be greater than minimum limit to comply</i>

Reportable violations made to SWRCB: **NONE**

*RAA - Running Annual Average

Monthly Plant Production

		<u>Capacity</u>	<u>Monthly %</u>
Potable water produced from Miramar Plant	2247.5 AF	1844.6 AF	121.8%

Monthly Well Production

	<u>Days in service</u>		<u>Same month prior year</u>	<u>Days in service</u>
Well #1	29	36.7 AF	30.6 AF	29
Well #2	31	67.3 AF	50.8 AF	29
Total monthly Well production		104.0 AF	81.4 AF	

Monthly Sales

La Verne	662.0 AF	28.2%
GSWC (Claremont)	821.4	34.9%
GSWC (San Dimas)	267.8	11.4%
PWR-JWL	595.2	25.3%
Pomona (Mills)	0.0	0.0%
TVMWD Admin	5.1	0.2%
Total Potable Water Sold	2351.5 AF	100.0%

Year To Date 2018-19

	<u>Actual</u>	<u>Budget</u>	<u>% of Budget</u>
Potable Water Sold from Miramar Plant (95.6%)	2,247.5 AF	2,276.7 AF	98.7%
Total Well Production (4.4%)	104.0	92.3	112.7%
Total Potable Water Sold (Plant & Wells)	2,351.5 AF	2,368.9 AF	99.3%
Average monthly water sold	2,351.5 AF		

Hydroelectric Generation (kWh)

	Monthly kWh		YTD kWh		
	Actual	Budget	Actual	Budget	% of Budget
Miramar					
Hydro 1	299,645	69,089	299,645	69,089	433.7%
Hydro 2	39	19,300	39	19,300	0.2%
Hydro 3	14,835	13,800	14,835	13,800	107.5%
Williams	186,240	74,356	186,240	74,356	250.5%
Fulton	127,800	19,338	127,800	19,338	660.9%
	628,559	195,883	628,559	195,883	320.9%

Operations/Maintenance Review

Special Activities

- ▶ Kone Cranes performed inspections of all District cranes. The safety inspections are required by OSHA every 90 days.
- ▶ Emerson performed annual inspection and maintenance to the Asco automatic transfer switch in the generator room.
- ▶ Cla-Val came out to perform maintenance to the control valves at the Emerald, Wheeler and 6th&White connection.
- ▶ The meter was replaced at the Well #1 connection.
- ▶ SEW provided training to Operations Staff for the digital preventative maintenance program.
- ▶ James Ko, our SWRCB District Engineer, came out to discuss our CT calculations and view the progress at the Grand Well project as part of his bi-annual inspection.
- ▶ The District began its series of the 101 Summer Sessions beginning with the Main San Gabriel Basins Water Master. These sessions will provide information to District staff and directors on the various water authorities in the San Gabriel /La County service areas.

Outages/Repairs

- ▶ Miramar Hydro 1 went offline on two occasions stemming from issues with the surrounding heat temperatures. It was restarted and fans were added to help cool the hydro during the hot weather.
- ▶ Operations staff installed network fleet devices in the six District vehicles. This is a new service provided by Verizon that will allow vehicle data to be monitored online.

Unbudgeted Activities

- ▶ None

Other

- ▶ Several members from Operations staff attended several days of training on developing preventative maintenance programs and standard operating procedures. These seminars were hosted by Ca-Nv AWWA.
- ▶ District staff provided two tours to university students visiting from China.

Submitted by: _____



Steve Lang
Operations Manager

Distribution:

Board of Directors
General Manager

Assistant General Manager
Chief Engineering & Operations Officer